

Presented by Emilio Pulido

LAS ALAZANAS

SOURCE: Son from Jalisco
 MUSIC: Sones Jaliscienses Columbia DCA 198 3/4
 FORMATION: Couples, w holding skirt and rebozo
 m wearing sombrero, arms behind back





<u>Cts</u>	<u>Description</u>	
<u>Fig 1</u>	Alazanas	
24 ct	introduction hold	W/ →
& 1	leap L, R in front	
& 3	leap L, R in front	
& 4	L, R toe	← M
& 5	l, R toe	
& 6	L, R toe	
7-24	repeat alternating, in place	
<u>Fig 2</u>	Punta	
1 &	R crossing in front, L toe	W
2 &	R, L toe to side	
3	R	
4-18	repeat alternating	M
19-24	repeat fig 1 cts 1-6	
25-48	repeat 1-24	
<u>Fig 3</u>	Alazanas	
1-24	repeat fig 1, turning 1/2 turn on cts 4-6, first to R changing places with partner, crossing R shoulders	
<u>Fig 4</u>	Talones	
1	L	
&	R heel with L remaining on floor	M
2	L	
&	R ball with L remaining on floor	W
3	L	
&	R kicking back	
4-18	repeat alternating	
19-24	repeat fig 1 cts 1-6	
25-48	repeat 1-24 starting to other side	 
<u>Fig 5</u>	Alazanas	
1-48	repeat fig 3	
<u>Fig 6</u>	Vueltas	
1 &	R, L toe pushing	
2-3&	repeat turning 1 turn to R	
4-6	repeat in place	
7-18	repeat 1-6 alternating	W
19-24	repeat fig 1 cts 1-6	
25-48	repeat 1-24	

Fig 7
1-24

Alazanas
repeat fig 3



Fig 8
1-48

Punta
repeat fig 2

W
M



Fig 9
1-39

Alazabas
repeat fig 3

ending m with R hand takes w R turns her around and in

LAS ALAZANAS General description of Alazanas step
 leap L, stamp R foot forward
 leap L, stamp R foot forward
 cts 4,5 & 6 R ft circles from front to bk during the toe-
 step down. The toe is pushing.

FIGURE 2, meas 1,2 & 3 turn to face R (L shoulder to partner),
 Repeat alternating direction

FIGURE 9 Final turn: M turns W CCW, to her L, finish side by side,
 W to R of M