

BUKITE

Background information:


Origin: Town of Voden (Edessa) region and later spread out in the other areas of Aegean Macedonia.

Character: Ladies "Soborski" dance, performed during weddings, religious celebrations and other festivities. The pattern belongs to the "Krsteni" (Crossing) group of dances. The origin of the name is the song "Bukite Razvivaat" with which one the dance was accompanied.







Position of the hands : High ("W") handhold

Music: Accompaniment by "Chalgii" and "Brass Band" with two instruments in the rhythm sections: Drum (Brass type) and "Baraban" (small tapan with wire vibrator).















Costume: Voden (Edessa) area

Rhythm: 11/16 

Source: Blagoja Filipovski and Stojce Karanfilov and Atanas Kolarovski - "Tanec"

	Mea	count	note	Movement	Description
Pattern	sure	value			
I	1	1		From face to the Ctre, R ft steps to the R performing bounce and turning face to the L of the ctre repeat the bounce sliding and turning face to the L	
		2		L toe gently touching the ground performing another bounce, both lags in plié and up	
		3		L ft steps frwd, turning face diagonally R of ctre	
	2	1-3		Repeat measure 1 count 1,2,3,	
		3	1		Face to the ctre, R ft steps forward
			2		L ft steps fwd
	4	3		R ft steps bckwd	
				L ft steps bckwd	
		2	1		L ft bounces in spot, while the R ft on the front part of the toes on the ground bouncing in the niece
			2		Second bounce in the same position
3					
II			Repeat pattern I counts 1,2,3,		
4	1		Repeat pattern I, count 4, measure 1,		
			R ft steps bckwd,		
			L ft steps bckwd		
	3		Bounce on both ft (repeated measure 3 of count 4 from pattern I)		
III					
1	1		Face diagonally to the R, R ft steps frwd and bounces in place		
			R ft hops in place		
			R ft hops in place		
			L ft steps frwd		
2			Repeat Pattern I measure 1		
	3,4		Repeat pattern I measures 3 and 4		

IV.

- 1 1  Face diagonally R of Ctre, R ft steps frwd
- 2 2  R ft hops in place
- 3 3  L ft steps frwd
- 4 4  R ft steps frwd
- 2 1  L ft steps frwd
- 2 2  L ft hops in place
- 3 3  R ft steps frwd
- 4 4  L ft steps frwd
- 3  Repeat Pattern I measure 3
- 4 1  L ft steps bckwd
- 2 2  R ft steps bckwd
- 3 3  L ft steps bckwd
- 4 4  R ft steps bckwd
- 5 5  L ft steps frwd turning face diagonally R of ctre

Presented by: Ilievski Boris - Kete

17