

EL COSTENO - GATO ENCADENADO
(Argentine dance for two couples)

10

El Gato is a Criolla dance done in many South American countries, but is most predominate in Argentina and is considered an example of 'living folklore'. It is danced with many variations - in set patterns, in an impromptu manner, and in many instances combined with another dance. The zapateo, done by men only, is an integral part of El Gato, and often the dance is done by men alone. Gato Encadenado is done by two couples and a four-hand chain replaces the zapateo.

SOURCE: Manual de Danzas Nativas by P. Berruti with assistance from V. Dexter, folklorist, & Chas. Fawkes, traveler.

MUSIC: Record: El Costeno, Band 6, Side 1; Argentine Dances, Vol 2. FOLKWAYS LP FW-8842.

FORMATION

& STYLING: Two couples, each dancer standing at a corner of an imaginary square (about 8 ft). M at diag opposite corners, W at corner to R of ptr, all facing ptr. This is a lively dance - the M gallantly attentive to their ptrs, the W coquettish but not bold in movement or attitude. The step is a quick waltz, smooth and gliding.....see BASICS.

MUSIC 6/8 PATTERN

Meas

LA PRIMERA - The First Time:

Introduction: arms raised at sides, hands head height.
Fingers snapping except during FIGS III & V.

1 - 8 Dancing in place.

ADENTRO - Begin.

FIGURE I: Vuelta entera (The Whole Circle).

1 - 8 Each dancer faces R & with 8 waltz, moving fwd, travels CCW around the square to return to his orig place. All dancers travel in a single circle, the M following their ptrs, W looking over shldr at ptr. At end the W turn to face ptr.

FIGURE II: Giro y contragiro (Turn & Reverse Turn)

1 - 4 With 4 waltz each dancer moves CCW in own small circle, pass ptr R shldr on 2nd waltz, end in orig place facing ptr.

5 - 8 With 4 waltz each dancer move CW in own small circle, pass ptr L shldr on 2nd waltz, end in orig place facing ptr.

FIGURE III: Cadena corrida (Four Hand Chain)
M travel CCW, W travel CW.

- 1 - 2 Join RH, pass ptr with 1 waltz; join LH, pass opp
with 1 waltz.
- 3 - 4 Repeat meas 1-2, finish in orig place facing ptr.
- 5 Join ptr's RH & approach him with 1 waltz.
- 6 - 7 W turns around CCW under joined RH's with 2 waltz.
M remains in place but leads ptr thru her turn.
- 8 Facing ptr each dancer moves bkwd 1 waltz to
orig place.

FIGURE IV: Media vuelta (Half Circle)

- 1 - 4 Repeat meas 1-4, FIG. I; each dancer traveling only
half way around the square. At end W turn to face
ptrs.

FIGURE V: Cadena corrida (Four Hand Chain)

- 1 - 8 Repeat FIG. III.

SE ACABE - Finale

FIGURE VI: Giro final (Final Turn...see BASICS)

- 1 - 3 Each dancer moves in a CCW curve twd ptr, R shldr
adj on the 2nd waltz, turn self completely around
on 3rd waltz & face ptr.

- 1 ct Raise hands above ptr's shldr for La Coronacion
(see BASICS).

LA SEGUNDA - The Second Time.

Repeat entire dance including the introduction.

FIG: I: return to place
 FIG: IV: travel half way

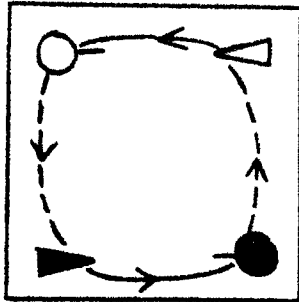


FIG: II: reverse this for
 contragiro

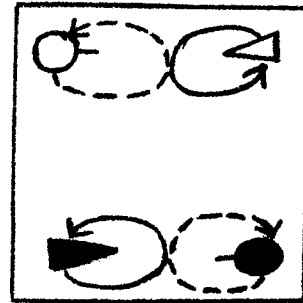


FIG: III & V: shown for one couple only

Man

Woman

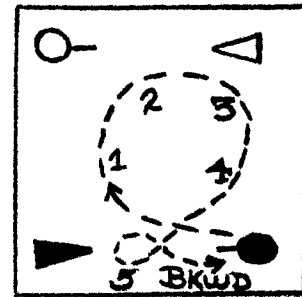
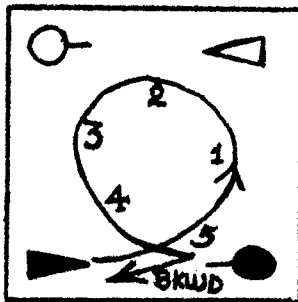


FIG: VI: (La Segunda starts
 from here)

○ - woman facing →
 ▽ - man facing →

