

## GRAND MARCH

No country is without its grand marches and there probably never was an evening of dancing in the old days that did not begin with a grand march. Even now there is always some sort of grand march in most every evening of dancing be it family fun, youth fellowship, college formal, debutante ball, or club cotillion.

Grand marches are simple and easy to do—anyone who can walk can participate from the very first step. There are limitless possibilities of figures and their arrangement. Each section of the country and each leader will have its own favorites. To describe the way to do a grand march would be like trying to give the recipe to make your favorite hash. In fact, a grand march is not far removed from a good tasty hash—a little of this and a little of that, a dash of this figure and a taste of that figure, a good stir of music mixed with happy people, and you have it.

Described here are the ingredients for several grand marches. There are too many to be done at one time by any one group. The leader will select those that are best suited to the occasion and arrange them in order for a particular event. Any number of arrangements are possible but it is more fun to make your own.

A grand march needs to be led by a person with experience and with a real sense of ceremony—pomp and circumstance is the flavor.

The first *two* couples in the line of march should know the figures and the arrangement to be used. In addition, it is good to have a leader at the head of the hall, and an assistant leader at the foot of the hall to keep the march moving properly.

All marching should be done in straight lines following the directions of the walls. The change of direction should be made precisely at each corner of the hall.

Between each figure the leader should continue plain marching long enough to get all couples following him before starting a new figure or change.

### WAYS OF STARTING THE GRAND MARCH

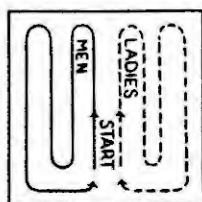
1. The men will offer their right arms to partners and couples will walk slowly about the room once or twice, maybe three times around, giving all couples time to fall in line and follow.
2. A double line of couples is formed in the center of the hall with the men on the left as they face up the hall. Each man has his lady on his right arm.
3. Form two single lines of dancers: The men on the left side of the hall and the ladies on the right side as they face the head of the hall. The two lines come together in the center of the hall to face partners, couples turn to face up the hall and the lady takes the man's right arm.
4. Form two single lines of dancers: The men on the right side of the hall and the ladies on the left side as they face the head of the hall. All face up the hall. The lead person in each line marches up to the center of the head of the hall and takes a partner from the other line, lady taking the man's right arm as they turn together to go down the center of the hall, away from the leader, as a couple.
5. Couples move from any dance formation (double circle, longways set, square set) into line of march as directed by the leader.

### GRAND MARCH FIGURES

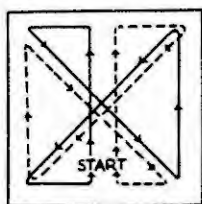
1. **Couples Promenade:** Couples promenade around the hall in a large circle, then go down or up the center of the hall as directed by the leader.
2. **Lead Off Left and Right:** Couples march up the center of the hall. Upon reaching the head of the hall, the lead couple moves off to the left, the second couple moves off to the right and each couple in line goes alternately to left and right.
3. **Cast Off in Single Lines:** Couples march up the center of the hall. Upon reaching the head of the hall the leader (man) turns sharply to his left and his partner to her right down the outside of their lines. The men follow the man in a single line and the ladies follow the lady in the same manner. When the leaders reach the foot of the hall, they turn sharply once again

down the outside of their lines (man to his *right*, lady to her *left*) and lead the single line back *up* the hall. Upon reaching the head of the hall the leader again turns to his left and leads the single line of men back down the hall, while his partner turns to her right and leads the single line of ladies back down the hall. At the foot of the hall the leaders turn to the *inside* (man's left, lady's right), and move across the foot of the hall to meet in the center. When the leader meets his partner she takes his right arm and they march up the center of the hall as a couple. (See Fig. 134-A.)

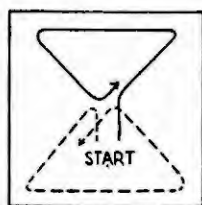
### HEAD OF HALL



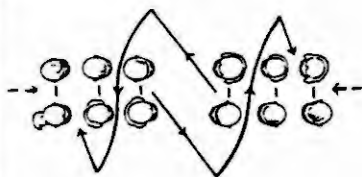
A



B



C



D

### GRAND MARCH

Figure 134

4. **Single Line Cross:** Couples march up the center of the hall. Upon reaching the head of the hall, the leader (man) turns to his left and his partner turns to her right, each moving to the corner of the head of the hall. The men follow him in a single line and the ladies follow her in the same manner. The man turns to his left and moves diagonally across the hall to the *foot* corner. At the same time the lead lady turns to her right and moves diagonally across the hall to the other foot corner. Upon reaching the foot corner the lead man turns to his left and moves back up the hall in a straight line to the head corner of the hall. At this corner he turns to his left and moves diagonally across the hall to the foot corner. At the same time the lead lady turns to her right and moves back up the hall in a straight line to the corner of the hall. At this corner she turns to her right and moves diagonally across the hall to the other foot corner. The two lines thus cross diagonally in the center of the hall, alternately man and lady passing in front. This time the leaders turn to the *inside* (man's left, lady's right), and move across the foot of the hall to meet in the center. When the leader meets his partner she takes his right arm and they march up the center of the hall as a couple. (See Fig. 134-B.)
5. **Double Line Cross:** Same as the Single Line Cross except that it is done by couples, the lead couple turning to the left at the beginning of the figure and the second couple turning to the right. All other couples go alternately to the left and right. The left lead couple follows the directions given for the man in the Single Line Cross and the right lead couple follows the directions given for the lady.

6. **Partner Change Cross:** Marchers come up the center of the hall in lines of 4's (2 couples each line). At the exact center of the hall the right-hand couple of the lead four moves off to the diagonal right forward corner; the left-hand couple of the lead four casts off to their left and moves diagonally to the back left corner of the hall. Each continue moving counterclockwise from that corner to the next corner and back diagonally to the center to complete a triangle, followed by their other couples. As the first two couples meet in the center of the hall, each man drops his partner's hand and offers his right arm to the other man's partner, taking her for a march around his triangle and back to the center of the hall where he exchanges this lady for his original partner. Continue this figure as long as desired. Then follow the lead of the first couple around the room counterclockwise into one large circle. (See Fig. 134-C.)
7. **Simple Arch:** The lead couple, followed by the others, circles the hall and comes up the center. All stop and face partners. All join hands to form an arch. The lead couple turns to face down the hall, joins hands and goes under the arch to the foot of the hall, followed by all of the other couples in turn. At the foot of the arch the lady crosses in front of the man to take his right arm and promenade around the hall counterclockwise.
8. **Through the Arbor:** All couples circle the hall counterclockwise. At the head of the hall the lead couple stops, joins inside hands and raises them to form an arch. The second couple passes through the arch, stops and forms another arch; the third couple passes through both arches, and also stops to form an arch; and so on—each couple passing through the arches ahead of it in turn until one continuous arch or arbor has been formed. Then, the lead couple goes through the arbor followed by each couple in turn until the arbor disappears.
9. **Through the Tunnel:** Couples promenade up the center of the hall. On reaching the head of the hall, the lead couple casts off to the left, the second couple to the right and each couple in turn goes alternately to the left and right down the sides of the hall. When the two lines meet in the center at the foot of the hall, the couples behind the lead couple join inside hands with their partners and raise them high to form an arch while the other line passes through the arch, both lines marching straight ahead.  
When the lines meet again at the head of the hall, the other line makes an arch by couples joining inside hands and holding them high, while the lead couple's line goes through the arch, both lines marching straight ahead.
10. **Over and Under or, Ocean Wave:** (See glossary for over and under) Couples lead off left and right. When the two lines meet in the center at the foot of the hall the lead couple makes an arch and the first couple of the opposite line goes under it. The lead couple goes under the arch formed by the next opposite couple, over the next couple, and so on—each couple alternating over and under (dip and dive) as they move straight ahead. Lead couple of the opposite line does the same. When the lines meet again at the head of the hall, the over and under figure is repeated.
11. **Single File March:** Couples lead off left and right. When the two lines meet in the center at the foot of the hall, the couples drop hands and continue marching straight ahead in single lines, passing right shoulder to right shoulder with the opposite persons. When the lines meet again at the head of the hall the figure is repeated.
12. **Double Grand Right and Left:** Couples lead off left and right. When the two lines meet in the center at the foot of the hall, couples drop hands and give right hands to the person they are facing in the opposite line (lead man to opposite lady, lead lady to opposite man). All continue moving forward, giving left hand to next person in line, right hand to next person, left hand to the next person and so on—each person following in turn, doing a grand right and left in each line.  
When the lines meet again at the head of the hall, the figure is repeated.
13. **Double Zig-Zag:** Couples lead off left and right. When the two lines meet in the center at the foot of the hall, lead couple links elbows, moves off diagonally to the right around the opposite couple which moves off to the left and around the lead couple at the same time. Couples continue around the line of march, zig-zagging to the right and left, followed by all others in line. (See Fig. 134-D.)  
When the lines meet again at the head of the hall the figure is repeated.

14. **Circle Left:** Couples lead off left and right. When the two lines meet in the center at the foot of the hall, the lead couple joins hands with the approaching couple to form a circle of four. They circle *once* around to the left, drop hands, and walk through the couple (passing right shoulder to right shoulder) to the next approaching couple, join hands and circle left with this couple—and so on around the line of march, each couple following in turn. When the lines meet again at the head of the hall the figure is repeated.
15. **Pop! Goes the Weasel:** Couples lead off left and right. When the two lines meet in the center at the foot of the hall, the lead couple joins hands with the approaching couple to form a circle of four. They circle once around to the left. Then the lead couple raises their inside joined hands to form an arch and “pops” (pulls) the opposite couple through the arch and each couple moves forward to a new couple.  
When the lines meet again at the head of the hall the figure is repeated with the lead couple’s line “popping” through the arch.
16. **Partners Change Arch:** Marchers come up the center of hall in lines of four (2 couples in each line) and stop when the lead line reaches the head of the hall. The center man and lady in each line of four turn to face one another, join both hands to form an arch down the center of the hall. The outside man and lady in each line move forward and turn to meet each other at the head of the hall, join hands and go under the arch to the foot of the hall and continue marching counterclockwise around the room. When all the outside persons have passed through the arch the center couple, beginning at the head of the hall drop hands, turns, joins inside hands and moves down the hall through the arch to join the line of march, followed by each center couple in turn. Each man now has a new partner but the lady is on his left instead of his right, as is customary.  
Use another figure to place the lady on the man’s right or upon reaching the head of the hall have the lady cross over in front of the man to stand at his right side.
17. **Down the Alley:** The lead couple marches around the hall and back, followed by all the others. Upon signal from the leader, the group stops. Each couple turns to face one another and takes two steps away from partner to form an alley.
- The lead couple struts (promenades) down the alley—all the way around and back to place, followed by each couple in turn.
  - The lead couple joins hands and skips down the alley—all the way around and back to place, followed by each couple in turn.
  - The lead couple joins hands and hops on one foot down the alley, all the way around and back to place, followed by each couple in turn.
  - The lead couple joins both hands outstretched at their sides and sashays (slides) down the alley, all the way around and back to place, followed by each couple in turn.
  - The lead couple turns to stand back to back, joins hands outstretched at their sides and sashays down the alley, all the way around and back to place, followed by each couple in turn.
  - The lead man takes his partner in his arms and carries her down the alley, all the way around and back to place, followed by each couple in turn. (For He-men only, or gents with small partners.)
18. **Platoon Marching (2’s, 4’s, etc.):** Couples march up the center of the hall. Upon reaching the head of the hall the lead couple moves off to the left, the second couple to the right, and each couple in turn leading off alternately to the left and to the right. The two lines march down their side of the hall. When they meet at the foot, the two couples turn, link elbows to move up the hall in lines of four. Upon reaching the head of the hall, the lead four move off to their left, the next four to their right and so on; each four alternating to left and right. The two lines (4 abreast) march down their side of the hall. When they meet at the foot the four in line turn, link elbows to move up the hall in lines of eight. The figure may be repeated with eight in line to come up the hall in sixteen.
19. **Ending Formation:** When lines of eight or sixteen come up the hall and the lead line reaches the head of the hall, they stop and stand in place. They are now ready to go into the formation of the next figure or game, or dance with either of the following actions.
- Single lines for relay games.
  - Each line forms a small circle of 4 or 8 couples.
  - Each line of eight forms a square set.

- d. Each person in the first, third and each alternating line down the hall turns to face the person in the line back of him to form a longways set.
- e. The lead man leads the lines into a serpentine.
- f. The lead man leads the lines into a spiral.
- g. The lead couple joins hands and promenades around the room counterclockwise, followed by each couple in turn to form a large double circle.
- h. The lead couple promenades off the floor followed by each couple in turn (to the refreshment table) .

**20. Serpentine:** The lines (see *d* above) stand in place with hands joined. The lead man turns back to his left and leads the first line back across in front of the second line and then between the second and third line, and so on, back and forth between the lines. When the last person in the first line passes the first person in the second line, they join hands and follow in the line of

march. (The lady on the end of the first line joins her right hand to the left hand of the man on the end of the second line.) Each time a line is passed the end lady takes hold of the hand of the end man until all are in the line of march. The leader continues the serpentine until all are in one big circle around the hall.

**21. Spiral:** The leader winds the circle counterclockwise walking in a wide circle and closing in gradually until he is in the center of the hall. He then turns clockwise and marches between the lines of the spiral to unwind and lead the line out into a large circle around the hall.