

















Presented by Emilio Pulido

LA NEGRA
(Mexico)

SOURCE: Son from Jalisco

MUSIC: Sones Jaliscienses Columbia DCA 198 4/4

FORMATION: Couples, w hold skirt and rebozo, much movement with skirt
m wear sombrero, arms behind back

<u>Cts</u>	<u>Description</u>	<u>W</u>	<u>M</u>
<u>Fig 1</u> 2 ct upbeat 1 a & a 2-27	Taconeado R stamp L (no weight), L stamp R (no weight) repeat tempo increases		
<u>Fig 2</u> 1 & a2 & 3-12	Cruzado con remates L, brush R in front R in front of L, L stamp R (no weight) repeat alternating sides		
<u>Fig 3</u> 1 & a 2-8 9 & 10	Zapateado L, R heel, L ball repeat alternating L, R, L		
<u>Fig 4</u> 1 & a 2 & a 3 & 4 5-12	Vueltas con Remates R, brush L heel, L ball repeat turning 1 turn to R R,L,R repeat alternating		
<u>Fig 5</u> 1-18 19, 20	Zapateado repeat fig 3 L, R		
<u>Fig 6</u> 1 & a 2 & 3 & 4 4-32	Zapateado con volados L, R heel, L ball facing L R, L brush heel leap L, leap R, leap L turning 1/2 to R repeat alternating		
<u>Fig 7</u> 1-17 18, 19	Taconeado repeat fig 1 around partner L, R stamp (no weight)		
<u>Fig 8</u> 1-12	Vueltas con remates repeat fig 4		
<u>Fig 9</u> 1 &	Sencillos con remates L R heel brush crossing in front of L keeping L on floor		

Continued...

Fig 9 (cont'd)

a R ball
 2 L
 & R heel brush to side keeping L on floor
 a R ball
 3-6 repeat'
 7 & 8 L, R, L
 9-48 repeat alternating



Fig 10

1 Tornillo
 R heel brush leap
 & R
 2 L heel turning out
 & R
 a L
 3-16 repeat around partner



Fig 11

1-12 Cruzada con remates
 repeat fig 2



Fig 12

1-23 Taconeado
 repeat fig 1



Fig 13

1-32 Zapateado con volados
 repeat fig 6



Fig 14

1-16 Vueltas con remates
 repeat fig 4 (4 turns)



Fig 15

1-8 Sencillos con remates
 repeat fig 9 once



Fig 16

1-16 Tornillo
 repeat fig 10

Fig 17

1 Cruzada Punteado
 R in front of L knee bent with L toe touching
 & L in back of R knee bent with R toe touching
 a R side with L toe touching
 2-8 repeat alternating

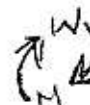


Fig 18

1-end Taconeado
 repeat fig 1 w leading m around
 ending m with R hand takes w R turns her around and in

