

ZEMER ATIK
(Israel)

Dance by Rivkah Sturman. Music by Kashtan-Ne'emana.

Music: Record: Symphonia 201.

Formation A: Single circle of couples. Girl stands to R side of Boy. All turn to face CCW. Everyone places the back of their L hand on their L shoulder (L palm upward). Place your R hand on the upturned palm of the person standing in front of you.

4/4
Melody A
Meas 1-8

FIGURE I

Meas 1	♩	Walk fwd R. Facing and moving CCW.
	♩	" " L.
	♩	" " R.
	♩	" " L. Release hands.
<hr/>		
Meas 2	♩	Step on RF, in place.
	♩	Bend R knee. Clap hands - shoulder high - to R side.
	♩	Step on LF, in place.
	♩	Bend L knee. Clap hands - shoulder high - to R side.
<hr/>		
Meas 3-8		Repeat the steps of Meas 1 & 2 - three more times.

Melody B
Meas 1-8

FIGURE II

Meas 1	♩	Step fwd with RF. <u>Face & move to center.</u>
	♩	<u>Bend R knee.</u> Snap fingers - face high.
	♩	Step fwd with LF.
	♩	Bend L knee. Snap fingers - face high.
<hr/>		
Meas 2	♩	Step backwards with R (Lower joined hands gradually).
	♩	Step backwards with L.
	♩	" " " R.
	♩	" " " L.
<hr/>		
Meas 3-8		Repeat steps of Meas 1 & 2 - three more times.

Ending with couples standing side by side, both facing CCW. Boy's R hand holding Girl's L.


Melody A
Meas 1-8

FIGURE III

Meas 1	♩	Walk fwd, CCW R.
	♩	" " L.
	♩	" " R.
	♩	" " L.

continued...


ZEMER ATIK (cont)


Meas 2  Step on RF, Girl turning to face ptr.
Bend R knee.
Step on LF, bow to partner.
Bend L knee. (Boy dances in place).

Meas 3-8 Repeat the steps of Meas 1 & 2 --
three more times.


FIGURE IV


Melody B
Meas 1-8

Meas 1  Step fwd on RF, CCW.
Bend R knee.
Step fwd on LF.
Bend L knee.
KEEP HANDS JOINED!

Meas 2  Walk R (Boy dances in place). Girl
walks under Boy's R arm. On 4th
beat she will be facing CW. She
brings joined hands down in back
of her head.
Walk L.
" R.
" L.

Now! Girl spreads her R arm across Boy's
back. Boy quickly bends his L arm behind
his back - ready to receive her hand. (All
this takes a second - walk it thru first).

Meas 3  Step fwd with RF, CW - Couple
turning in place.
Bend R knee.
Step fwd with LF.
Bend L knee.

Meas 4  Walk R - Couple continue to turn CW.
Opening up on the 4th beat by releas-
ing the Back Hold ONLY. Ending
side by side, both facing CCW.
Walk L.
" R.
" L.

Meas 5-8 Repeat the steps of Meas 1 to 4.

Ending on the Repeat with Girl standing in
front of the Boy. Bringing the joined hands
up to the L shoulder of the Girl...ready...
to begin the entire dance again.

Notation method by Florence E. Freehof, Library of Congress Card
No. 63-17819.

Presented by Rivkah Sturman