

AGUONĒLĒ
(ah-gwoh-neh-leh)

(Circle dance, no partners)

Translation: The Poppy.

Record: Folkraft LP-35 (side A band 8) — 2:22.

Formation: Single closed circle, no partners, with one person (the "dove") in the center.

Note: This is a children's song-play in which actions follow the song words (see next page). All movements are with WALKING STEPS, two per measure.

Music 2/4

Measure



- QUESTION 1 — Planting (Music ABB)
- 1-4 Circle right around the "dove" (who stands still in the center).
5-6 Pause, release hands and face center.
7-8 All turn left once around in place.
9-10 Pause.
11-12 All turn left once around in place.

ANSWER 1 (Music ABB)

- 13-16 Circle left around the "dove" (who stands still in the center). Finish facing center and release hands.
17 All follow motions of the "dove": stoop and, with right index finger, make an imaginary hole in the ground as though planting a seed.
18 REPEAT measure 17 except with left index finger.
19-20 All turn left once around in place.
21-24 REPEAT measures 17-20.

Note: The action of all remaining figures is identical except for the motions during measures 17-18 (repeated during measures 21-22) which are as follows:

2 — Growing

- 17  With knees bent halfway, straighten knees in three successive slight rises (counts 1-and-2).
18  Three more slight rises to finish by standing high on balls of feet (counts 1-and-2).


3 — Blooming

- 17 Both hands make fists near right shoulder then raise hands upward to the right, opening fists and extending fingers fully.
18 REPEAT measure 17 but opening upward to the left.

4 — Gleaning

- 17 With left arm across in front of body, bend forward and sweep right hand across floor from right to left as though picking poppies.
18 REPEAT measure 17.

5 — Shaking

- 17  In "T" Position (arms extended sideward, hands on neighbor's shoulders), shake neighbor three times (counts 1-and-2).
18 REPEAT measure 17.

6 — Eating

- 17 Tip head back and place right hand over mouth as if feeding on poppy seeds.
18 REPEAT measures 17 except with left hand over mouth.

Continued...

Aguonēlīs, continued

1 (Klausīmas)
 Oi tu, karvelēli,
 Mēlynas paukšteli.
 Ar girdējai, ar regējai
 Kaip aguonas sēja? } 2

(Atsakymas)
 Girdēti girdėjau,
 Regēti regėjau.
 O tai taip, o šitaip,
 Aguonėles sēja. } 2

2 K. Kaip aguonos auga?

A. Aguonėles auga.

3 K. Kaip aguonos išydi?

A. Aguonėlės išydi.

4 K. Kaip aguonas rauna?

A. Aguonėles rauna.

5 K. Kaip aguonas krato?

A. Aguonėles krato.

6 K. Kaip aguonas valgo?

A. Aguonėles valgo.

Song words

(Question)

Blue dove, pay attention,
 Answer, please, my question.
 Did you hear, did you see
 How they plant the poppy? } 2

(Answer)

I will give attention,
 Answering your question.
 First this way, then that way,
 Do they plant the poppy. } 2

Q. How grows up the poppy?

A. Ever grows the poppy.

Q. How expands the poppy?

A. This way blooms the poppy.

Q. How one glean the poppy?

A. One should glean the poppy.

Q. How one shakes the poppy?

A. One should shake the poppy.

Q. How one eats the poppy?

A. One should eat the poppy.