

## Black Mountain Reel

(Scotland)

Black Mountain Reel is a Scottish Country Dance by Derek Haynes and is published in the Glendarroch Scottish Dance Sheets. It is a 32 bar dance for 5 couples. It was taught by Marianne Taylor at the 1988 University of the Pacific Folk Dance Camp.

MUSIC: Hornpipes for Black Mountain Reel, Dancin' Music.  
Descant Record R8831; Cassette 8831 Side A/4 (Both). 2/4 meter (cut time)

FORMATION: 5 Couples in longways formation.

STEPS and STYLING: Cast down\*, move up\*, figure of 8\*, corners\*, reel of four\*, hands across\*,  
Skip change of step\* used throughout.

\*Described in the Scottish Glossary of Steps & Styling, published by the Folk Dance Federation of California, Inc.

MUSIC 2/4 (cut time)

PATTERN

Measures

Chord INTRODUCTION M bow, W curtsey.

### I. CROSS AND CAST, FIGURE OF 8

1-2 Cpls 1 and 3 cross over giving R hands to ptr in passing.

3-4 Cpls 1 and 3 cast down one place, as Cpls 2 and 4 move up one place.

5-8 Cpls 1 and 3 each dance 1/2 Figure of 8 through and around the cpl above.  
(Cpl 1 with Cpl 2, Cpl 3 with Cpl 4). Finish facing 1st corners.

### II. TURN CORNERS

1-2 Cpls 1 and 3 turn 1st corners with R hands once around.

3-4 Cpls 1 and 3 turn ptr in the ctr of set with L hands and finish facing 2nd corners.

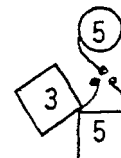
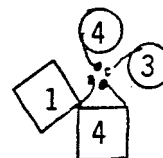
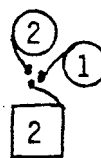
5-8 Cpls 1 and 3 repeat meas 1-4 beg with 2nd corners to finish facing 1st corners again.

Note: Cpl 4 in 3rd place must act as corner for both active cpls.

### III. REEL OF FOUR

1-8 Cpls 1 and 3 dance a reel of four with 1st corners diag across the set, beg R shldr. Cpls 1 and 3 finish by passing ptr L shldr in the ctr of the set, W facing up, M down.

TOP



IV. HANDS ACROSS, TURN PARTNER AND CAST

- 1-4 All simultaneously dance R hands across once around as follows:  
Three hands across at the top of the set with W 1 and Cpl 2 and also at the bottom of the set with M 3 and Cpl 5. Four hands across in the middle of the set with M 1, W 3 and Cpl 4. (See diagram above)
- 5-6 Cpls 1 and 3 turn ptr 1/2 CCW in the ctr of the set with L hands.
- 7-8 Cpls 1 and 3 cast down one place on own side of dance while Cpls 4 and 5 move up one place.
- Cpl 2 in 1st place and Cpl 1 in 3rd place repeat the dance. Cpl 3 is now at the bottom. Cpls 4, 5, and 3 each in turn repeat the dance twice through.

Chord M bow, W curtsey.