

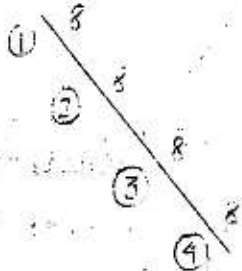
CONGO

Region: Haiti

Record: Traditional Dances of the Caribbean LP IB 0001
Side 2, Band 2

Formation: Diagonal lines of 4 Boys and 4 Girls.

1.



Diagonal line on entry
- Backs to audience

Girls: enter in series

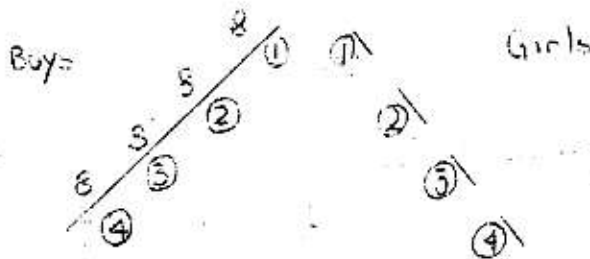
using the Congo step as described under the dance "Merengue". Both arms in the air, undulating arms and back in a forward motion. Each girl takes her place and continues in place until the last girl has entered. 8 counts for each girl.

Break:

Lower arms and all turn to own R for 4 counts with a lift on count 4. Then turn L for 5 counts with a lift on the 5th count. (Backs are to the audience).

2. Boys Enter:


Girls dance on the spot for 31 counts of basic Congo - they cross and uncross arms in 2nd position while boys repeat the entry as for the girls entry. The boys hands are behind their backs - undulating the back - relaxed head.



Break:

All turn inwards 4 counts.
All turn outwards 5 counts.

... please turn the page for further instructions.



3. Diagonal lines move forward pairing boy and girl one set after the other coming from the centre to form two straight lines. Use the Congo step.

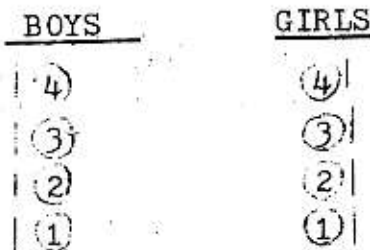
Girls: arms in 2nd: now holding scarves in both hands.
Boys: arms behind backs looking at girls.



Break:

Turn inward 4 counts
Turn outward 5 counts ending turns facing partner.

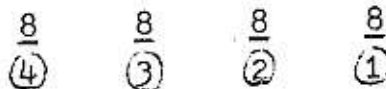
4.



Girls



BOYS



Use side-lean step to make line in front of stage - holding skirts at widest length. Feet are moving close together.

Break:

Turn Right - 4 counts
Turn Left - 5 counts remain facing front at end of both turns.

... to be continued

Congo (continued) page 3

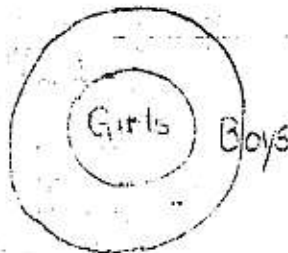
5. Girls

move = clockwise
facing outward

Boys

move = counter-clockwise
facing in

32 counts to get into circle to move around and end facing as partners. All dancers will not necessarily end facing partners, using side-lean step.



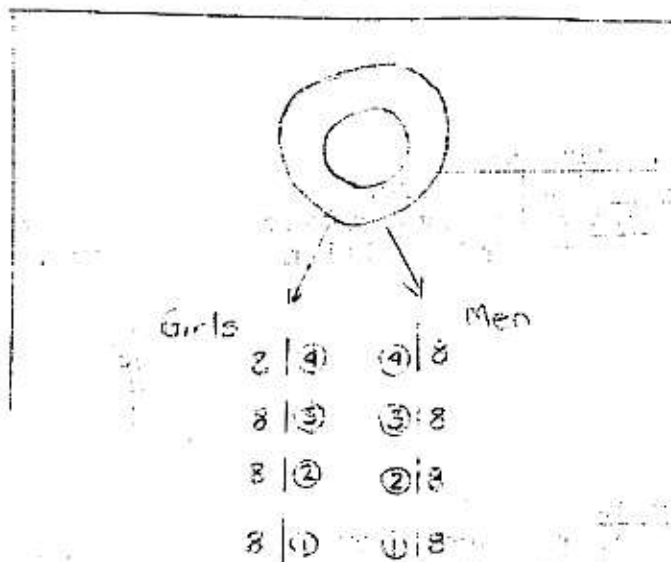
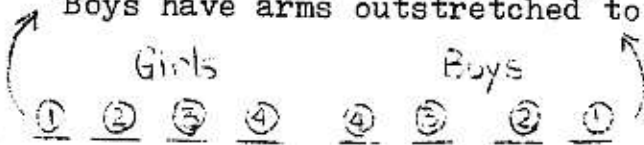
Break:

Girls - shuffle outwards towards boys

Boys - Shuffle inwards towards girls

4 counts

Quick turn to the right away from each other and shuffle for 5 counts. Boys have arms outstretched to girls. Girls holding skirts out front.



6. Use basic Congo step.

Each line of boys and girls in the circle now reform double line as in Figure 4. Partners could hold hands.

Break: Turn away from each other for 9 counts to increase distance from each partner to prepare for Congo step (cross break).

... there's still more

6. (continued) 2nd Break




Crossing Over Legs (half point feet)

4 counts bent knees, arms in opposition, crossing in front of chest continue 2nd 4 counts straightening legs and raising arms progressively upwards.

- 1) inwards to partner
- 2) sharp outward turn away from partner
- 3) inwards to partner
- 4) outward away from partner

N.B. All "about turns" should be made towards the audience.



7. Form Wheel

Boys inside touch elbows

Girls hold boys outstretched arm and use outside arm overhead and out to 2nd position using scarf.



16 counts to move around

Break

4 counts turn right girls scatter away from and in front of boys
5 counts turn left

turn this time using scarves in a forward windmill motion of arms)



Girls in front of boys and move with back to boys using skirt.

Boys face girls, arms outstretched towards her, shaking shoulders.

... just a bit more

Congo (continued) - page 5.

7. As each pair reaches forward position they continue on the spot until the last pair reach position.

Break - All

The boy turns the girl.

Wait for roll of drums - on roll the girl sits on boy's lap.

Girl - one arm is around the boy's shoulder - the other is outstretched towards audience.

FINISH

Presented at Ontario Folk Dance Camp 1976 by Ivy Baxter.