

DUNÁNTÚLI KÖRVERBUNK
(DOO-nahn-too-lee KOR-ver-boonk)
(Hungary - Northwest Dunántul)

Circle dance for M, no ptrs.

Translation: Circle Verbunk from the Dunántul region.

Record: Folkraft LP-28 (side B, band 2) - gypsy orchestra (1:21).

Formation: M in a single closed circle.

Starting Pos: No hds joined, R ft free.

Steps: DUNÁNTÚLI CIFRA STEP (R) (♩♩♩): Step on R heel (ct 1), step on ball of L ft beside R (ct &), step on R ft, bending knee slightly (ct 2). DUNANTULI CIFRA STEP (L): same, reversing ftwork.

KARÉJ (♩♩♩♩): With wt on L ft, raise R leg with knee bent and slap R palm on inner R calf (ct 1), step on R ft beside L, straightening knee and clapping hds (ct 2), raise L leg with knee bent and slap L palm on inner L calf (ct 3), step on L ft beside R, straightening knee and raising R arm freely (ct 4).

Music: 4/4

Meas

Pattern

INTRODUCTION

7-10

Pause.

11



Thrust hds fwd sharply as though showing how clean they are (ct 1), pause (ct 2).

12



Clap R hd on L (ct 3), pause (ct 4).

Clap R hd on L three times (cts 1, 2, 3), pause (ct 4).



FIGURE 1

1-2

Four DUNANTULI CIFRA STEPS (R, L, R, L) moving CCW around the circle.

3



Two small leaps (R, L) in place, turning L once around (cts 1, 2).



Touch R ft beside L (ct 3).



Stamp on L ft, bending R knee sharply (ct 4).

4-9

REPEAT meas 1-3 twice (3 times in all).

10

Two DUNANTULI CIFRA STEPS (R, L) moving CCW around the circle.

11



Turning to face ctr, step on R ft beside L, clicking heels and thrusting hds fwd sharply as though showing how clean they are (ct 1).



Spread heels, bending knees sharply (ct 2).



Click heels together, straightening knees and clapping R hd on L (ct 3).



Bend knees sharply (ct 4).

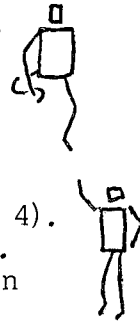
12



Straightening knees, lower heels thrice and clap R hd on L each time (cts 1, 2, 3), pause (ct 4).



DUNÁNTÚLI KÖRVERBUNK (continued)

- FIGURE II
- 1 ♪ Facing ctr with wt on L ft, raise R leg with knee bent and slap R palm on inner R calf (ct 1).
 ♪ Turning 1/4 R to face R around the circle, step on R ft bending L knee to swing L ft up in back and beginning to raise R arm upward (ct 2).
 ♪ ♫ Stamp L ft beside R, straightening knee and finishing with R arm raised sharply sdwd high (ct 3), pause (ct 4).
- 2 ♪ Turning 1/4 L to face ctr, step on R ft in place (ct 1).
 ♪ Step on L ft in place, bending R knee to swing ft up in back (ct 2).
 ♪ ♫ Stamp on R ft beside L, straightening knee (ct 3), pause (ct 4); lower R arm during this (cts 1,2,3), pause (ct 4).
- 3-6 REPEAT meas 1-2, Fig. II, twice (3 times in all).
 7-8 As in meas 11-12, Fig. I.
 9-10 KAREJ, twice.
 11-12 REPEAT meas 1-2, Fig. II.
- FIGURE III
- 1-3 ♪ Straightening knees, raise R arm freely in air and snap R fingers (ct 1), bend knees (ct 2).
 ♪ Straightening knees and lowering R arm, R L arm freely in air and snap L fingers (ct 3), bend knees (ct 4).
 ♪ Bend L knee to raise L ft up and slap L palm on L inner calf (ct 5), step on L ft beside R (ct 6).
 ♪ Bend R knee to raise R ft up and slap R palm on inner R calf (ct 7).
 ♪ ♪ ♪ ♪ With L arm raised freely, turn R once around in place with four steps (R,L,R,L) (cts 8-11), step on R ft beside L (ct 12).
- 4-5 As in meas 11-12, Fig. I.
 6-10 REPEAT meas 1-5 reversing everything.
 11-12 Repeat meas 1-2, Fig. II.
- FIGURE IV
- 1-6 Repeat meas 1-6, Fig. II. At end, assume Shoulder Pos.
 7 ♪ Hop with a stamp on L ft, swinging R leg across in front with knee straight and thrusting heel downward as though pumping a car brake (ct 1).
 ♪ Leap on R ft in place, bending knees and swinging L ft bkwd out (ct 2).
 ♪ Step on L ft beside R, straightening knees and clicking heels (ct 3).
 ♪ CHUG on L ft, bending R knee to swing R ft bkwd out (ct 4); and . . .
- 8-12 REPEAT meas 7 five more times (6 times in all), except pause on last ct of meas 12.



DUNÁNTÚLI KÖRVERBUNK (continued)

FIGURE V

- 1 Repeat meas 1, Fig. II.
 2  Three walking steps (L,R,L) fwd in a small 1/4-arc CCW
 to finish facing ctr (cts 1,2,3).
 Touch R ft beside L without taking wt (ct 4).
 3-6 REPEAT meas 1-2 twice (3 times in all).
 7-8 KAREJ, twice.
 9-10 Repeat meas 1-2, Fig. I.
 11-12 Repeat meas 11-12, Fig. I.

Presented by Dr. Csaba Pálfi