

LET'S HAVE A CEILIDH
Scotland

This dance is a modern 32 bar reel for 4 cpls in a longwise set. The dance was devised by Robert Campbell of Oakville, Ontario in October 1974 for Maureen and Norman Johnson of Oakville. The dance was published in 1976 in a collection entitled Glasgow Assembly and other Scottish Country Dances. This dance was taught at both the 1982 San Diego S.U.F.D. Conference and Idyllwild Workshop.

RECORD: Tacsound TAC 002 (LP), Don Bartlett and the Scotians Play Favourites.

FORMATION: 4 Cpls in a longwise set (32 bar reel)

STEPS: Skip Change of Step* is used throughout.

*Described in Scottish Steps, Terms & Styling

METER: 2/4

PATTERN

Bars.

Chord INTRODUCTION: M bow, W curtsey across the set.

DANCE:

- 1-4 1st and 4th cpls (working cpls) cross over giving R hands (2 bars), then 1st cpl casts off (down) while 4th cpl casts up (2 bars). 2nd and 3rd cpls (corner dancers) step up and down respectively on bars 3-4.
- 5-8 Working cpls dance a L hand wheel once round to finish facing the corner dancers. (Fig. 1).
- 9-12 All set to the dancer they face (2 bars), then turn with R hands to change places and face each other again (2 bars).
- 13-16 All set again to the dancer they face and turn with L hands to change places (2 bars). Working cpls finish in the middle facing CW, corner dancers back in corner places facing CCW. (Fig. 2).
- 17-24 Working cpls dance a R hand wheel, then a L hand wheel to finish in 2nd and 3rd places on opp sides. At the same time the corner dancers chase CCW once around the outside to finish back in corner places. All join hands on the sides.
- 25-26 All set R and L.
- 27-28 Working cpls turn ptr 1/2 round with R hand (1 bar), 1st W and 4th M dancing out to their L to enter and turn in the ctr and their ptr straight fwd dance around them (1 bar). At the end the 1st W and 4th M join L hands and release ptrs R hand. (Fig. 3).
- 29-30 1st W and 4th M 1/2 turn round with L hands while 1st M and 4th W dance 1/2 way round the turning dancers. (Fig. 4).
- 31-32 Working cpls, give R hands briefly to ptr in passing, cross over to finish on own sides. (Finish order is 2,4,1,3).
Repeat with 2nd and 3rd and working cpls, then twice more from new pos each time.

Let's Have a Ceilidh

A reel for four couples

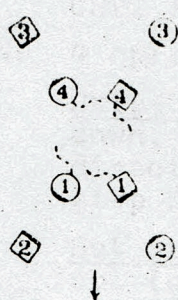


Figure 1.

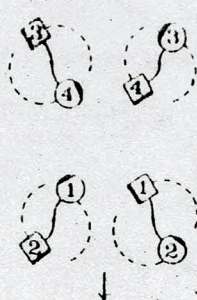


Figure 2.

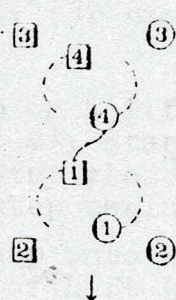


Figure 3.

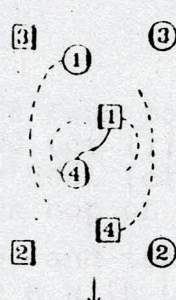


Figure 4.

Presented by John Tiffany
Camp Hess Kramer, October 8-10, 1982