

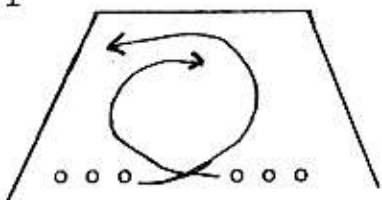
LOS
THE MACHETES
(Mexico)

SOURCE: Choreography by Carlos Moreno
RECORD: Bailes Regionales De Mexico Mariachi Vargas
RCA Victor MKL-1448
FORMATION: O - Girl
X - Boy

In the Machetes we are going to work with six (6) couples, although you could vary this, depending on how many students you have.

#1 - In this step, you kick the ground with the right heel and move forward in a double step with the same foot, using the left foot for support (r-r-l-r). The same step is repeated 16 times, alternating between the left and right foot, using the following pattern: 3 girls come from the right and 3 girls come from the left, forming a circle on the stage.

Figure 1



#2 - Once the circle is completed, the music changes and you apply 16 "tijeras" in such a way that 2 girls from the left exchange places with 2 girls from the right, and the one in the back exchanges places with the one in the front. Simultaneously the circle opens up to form a semi-circle.

Figure 2A

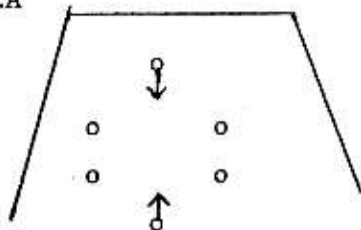
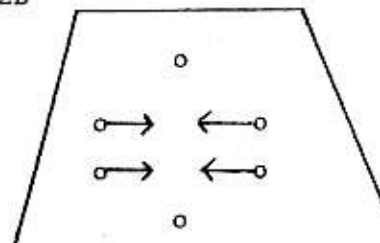
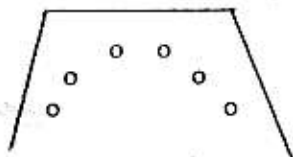


Figure 2B



#3 - Upon completing Figure 2B the music changes. The girls hold their skirts and make a complete turn to the right, doing 6 "cocono" steps, finishing them off with a 3-step "remate" (r-l-r). This is repeated 4 times, alternating the initial turn right and left.

Figure 3



continued...

THE MACHETES (continued)

- #4 - The music changes and the girls repeat step #1 maintaining the semi-circle. Meanwhile, the 6 boys enter single-file from the left, zigzagging between the girls, until each one stands in front of his partner.

Figure 4A


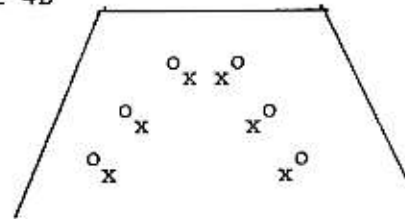
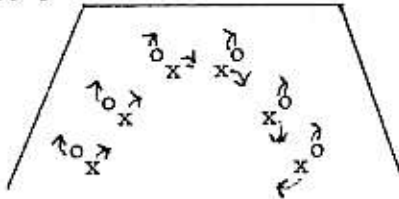



Figure 4B



- #5 - The couples are facing each other and the music changes. They all do 4 turns in place, alternating between right and left. They finish each turn with a 3-step "remate".

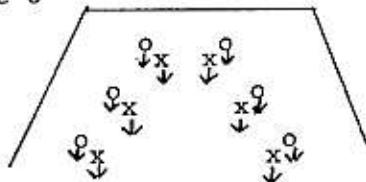
Figure 5



- #6 - The girls in their places do 36 "tijeras" while they swing their skirts, moving their arms from the outside in, making the shape of an eight. 

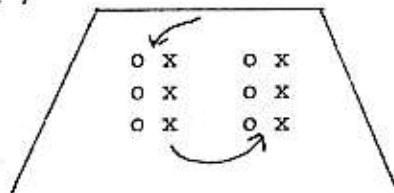
The boys work the machetes in 4 sets. They jump on the left foot, extending the right one back and swinging it forth. This step is repeated 3 times, alternating between the right and left foot. The whole set is repeated 6 times. Throughout this step the boys are hitting their machetes, at the level of the chest, while the leg is extended backwards, and under the leg while they swing it forward. During this part of the dance all the dancers should face the audience.

Figure 6



- #7 - The couple on the right leads the rest with step #1, and they move to form 2 parallel lines, with the first 3 couples on the left and the last 3 on the right.

Figure 7

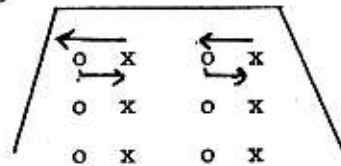


continued...

THE MACHETES (continued)

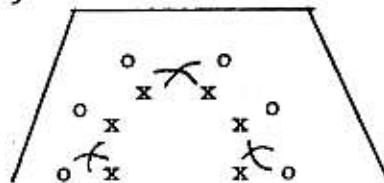
- #8 - The music changes. The boys have their backs toward the audience and the girls are facing it. They proceed to change places with their partners, facing each other, with 4 "cocono" steps. Then they do a complete turn in place with another 4 "cocono" steps. This whole sequence is repeated 4 times.

Figure 8



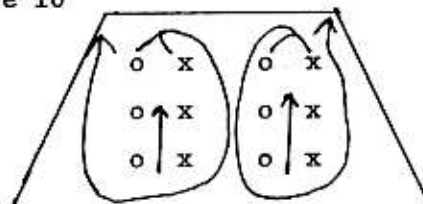
- #9 - The boys stand in place for the machete fight. They do this 32 times with "tijera" steps.

Figure 9



- #10- After the fight the boys stand by their partners (girls) and the two couples at the end of the right and left lines lead the others with step #1, leaving the stage.

Figure 10



Presented by Carlos Moreno
1978 Teacher Training Program