

Muirland Willie

(Scotland)

This dance was collected from an old manuscript and presented by Joseph Wallin of Nova Scotia at the 1983 University of the Pacific Folk Dance Camp.

RECORD: Tacsound TAC 002. Side B/2. The melody is a jig. 6/8 meter

FORMATION: Longways set of 4 cpls.

STEPS and STYLING: Skip change of step*, set*, poussette*, cast up*, move up*, move down*, Pas de basque*. Skip change of step is used throughout, and all steps beg R unless otherwise notified.

Styling*.

*Described in Steps and Styling, published by the Folk Dance Federation of California, Inc., 1275 "A" Street, Room 111, Hayward, CA 94541.

MUSIC 6/8

PATTERN

Measures

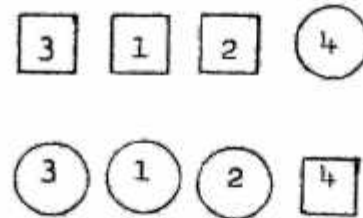
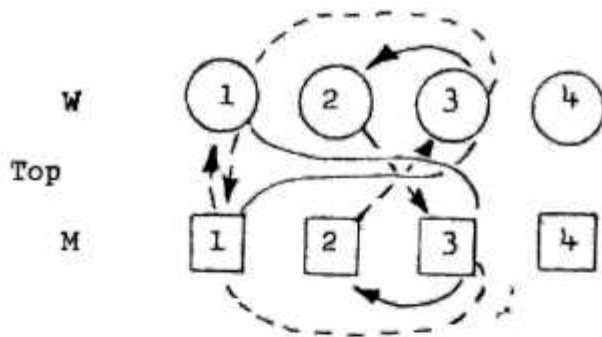
Chord INTRODUCTION M bow, W curtsey

I. TRAVEL AND CROSS OVER

- 1-4 Cpl 1 join R hands and dance down the ctr of the set, cross over into 3rd place (W going in front of the M), and cast up to end in 2nd place.
 At the same time cpl 2 set to ptr and giving R hands in passing, cross over to finish in 3rd place.
 Also cpl 3 cast up to the top of the set and cross over giving R hands in passing to end in 1st place. (See Diagram 1.)
 (All are now on the opp side of the dance. (See Diagram 2.)

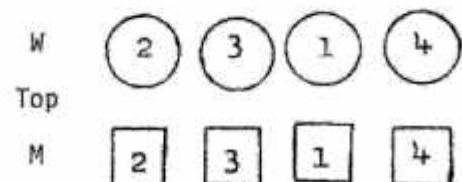
Diagram 1

Diagram 2



- 5-6 All 3 cpls join hands on the side (M with M, W with W) and set to ptr.
- 7-8 All 3 cpls join both hands with ptr, and dance 2 pas de basque steps turning 1/2 CW to end on own side.
- 9-16 Repeat meas 1-8, except that cpl 3 dance action of cpl 1, cpl 1 dance action of cpl 2, and cpl 3 Finish meas 16 as shown in Diagram 3.

Diagram 3



II. LEAD UP, SET AND POUSSETTE

- 1-4 Orig cpl 1 join R hands and lead up the middle of the set to end facing ptr in the ctr of the set. Release R hands. On meas 3-4, cpls 2 and 3 join hands on the side and move down.
- 5-8 Cpl 1 set to ptr twice. (On last ct M 1 must change wt to have L ft free for the poussette.) On last ct cpl 2, beg MR, WL, take one step fwd twd ptr.
- 9-16 Cpls 1 and 2 join both hands with ptr and poussette.

Repeat dance with cpl 1 active in 2nd place. On the last 2 meas of the poussette, cpl 1 separate from ptr and dance 2 skip change of steps to the bottom of the set on the outside, while cpl 4 move up.

Repeat dance from beg with cpl 2 active, then cpl 3 and cpl 4 in turn.