

STAVROTOS PYLAROU

(Pylarinos, Kefallonia)

METER: 2/4

PATTERN

Meas

PART A

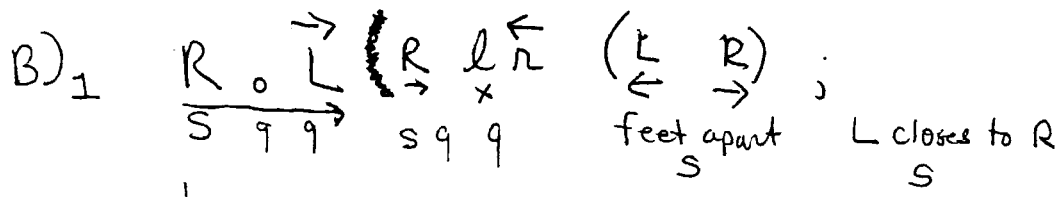
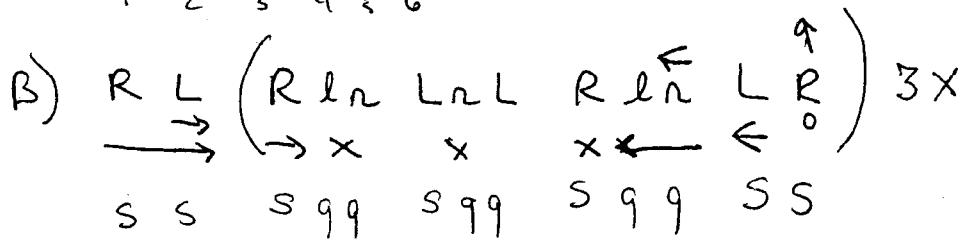
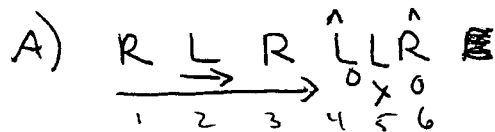
- 1 Moving LOD, step R (ct 1); step L behind R (ct 2).
- 2 Step R (ct 1); lift L slightly fwd (ct 2).
- 3 Step bkwd on L (ct 1); lift R slightly fwd (ct 2).

PART B

- 1 Step R to R (ct 1); step L behind R (ct 2).
- 2 Step R to R (ct 1); step L in place (ct 2); step R in place (ct &).
- 3 Step L (ct 1); R (ct 2); L (ct &) in place.
- 4 Step R in place (ct 1); step L to L (ct 2); step R across L (ct &).
- 5 Step L to L (ct 1); lift or swing R (ct 2).
- 6-13 Repeat meas 2-5 2 more times.

PART B1

- 1 Moving LOD, step on R (ct 1); hold (ct 2); step on L across R (ct &).
- 2 Step on R to R (ct 1); step on L in place (ct 2); step R across L (ct &).
- 3 Jump on both feet landing with feet apart (ct 1); jump onto L, closing L to R (ct 2).



To understand these notations, use Joe's Secret Decoder Page.