

AMERICAN SQUARE DANCESSINGLE FILES

Heads Pass Thru, turn R single file
 Around one, Ladies Chain
 Same cpls Pass Thru, L allemande

Side Ladies Chain Across
 Heads Roll Away a Half Sashay
 Heads Pass Thru, turn L single file
 Sides Pass Thru, L allemande

Four Ladies Chain 3/4
 Heads R and L Thru
 Head M face your corner and swing
 Four M Pass Thru
 Turn L single file
 Ladies Pass Thru, L allemande

Four Ladies Chain 1/4
 Heads R and L Thru
 Head M face your corner and swing
 Four Ladies Pass Thru
 Turn L single file
 Four M Pass Thru, L allemande

Four Ladies Chain across
 Heads R and L Thru
 Head M face your corner and
 swing
 Four Ladies Pass Thru,
 turn L single file
 Four Gents Pass Thru,
 turn L single file
 Promenade your ptr

Heads Pass Thru
 Sides Pass Thru
 Everybody turn R single file
 Ladies Roll out around your M
 Corner L allemande

DIVIDE

Heads R and L Thru
 Heads Roll Away a Half Sashay
 Heads go fwd and stay
 Sides Divide, face in,
 Double Pass Thru
 Everybody "U" turn,
 ctrs Pass Thru
 L allemande

Sides Roll Away a Half Sashay
 Heads step fwd
 Sides Divide, Face in,
 everybody Double Pass Thru
 First cpl go L
 Next cpl go R
 Lines fwd up and back
 R and L Thru
 Gents fwd, shake R hands
 Pull by, L allemande

Heads fwd with your ptr
 back to back
 Sides Divide, face in,
 Heads separate
 Behind the Sides stand
 Sides R hand Star once around
 L allemande

Side Ladies Chain across
 Sides Roll Away a Half Sashay
 Heads R hand Star
 Sides Divide, find your corner
 L allemande, swing your ptr
 (The square has rotated
 1/4 to the R.)

AMERICAN SQUARE DANCES (Continued)DOUBLE STARS

- Number one cpl promenade inside
Promenade home and face out
Number two cpl fall in behind
Number three fall in behind
Number four fall in behind
Face your ptr, back away
- * Lines fwd, Pass Thru, Bend
the line
Gents L hand Star
Ladies R hand Star
Turn the Stars once around
Two M first, pick up your ptr,
arm around
- * Bend the line
Gents L hand Star
Ladies R hand Star
Turn the Stars once around
Number Four M first
Pick up your ptr, arm around
- Head Ladies Chain Across
Head M face your corner and swing
Ladies in #1 pos bow to each other
Same Ladies go fwd, split the
Ladies facing you
All join hands circle eight L
Break in lines like birds of
a feather
Four Ladies, four M together
Lines fwd up and come back
Bend the line, Gents L hand Star
Ladies R hand Star
Turn the Stars once around
Number three M first
Pick up your ptr, arm around
Everybody pick up your ptr,
arm around
Home you go
- Side Ladies Chain across
Number one cpl back to back
Swing your corner
Side positions Pass Thru
Separate around one, line up four
Lines fwd up and come back
Gents L hand Star
Ladies R hand Star
Turn the Stars once around
Number one M first
Pick up your ptr, arm around
- Sides R and L Thru
Side Ladies Chain across
Number one cpl back to back
Swing your corner
Head positions Pass Thru
Separate around one
Into the middle, split the
outside around one
Down the middle, Pass Thru
Separate, behind the sides stand
All Double Pass Thru
Face the one beside you
Gents L hand Star
Ladies R hand Star
Turn the Stars once around
Number three M first
Pick up your ptr, arm around
- Number one cpl lead R
Circle to a line
Line fwd up and back
Ladies in the line Roll Away
a Half Sashay
Ctr Ladies in the line Roll
Away a Half Sashay
Number three cpl Roll Away
a Half Sashay
Number three lead R
Split that cpl, line up four
Lines fwd up and back
Gents L hand Star
Ladies R hand Star
Turn the Stars once around
Number four M first
Pick up your ptr, arm around

AMERICAN SQUARE DANCES (Continued)

All four Ladies Chain across
 Heads Pass Thru, separate behind the sides stand
 Everybody Double Pass Thru
 First cpl go L, next cpl go R
 Lines of four fwd up and back
 Gents fwd, shake R hands
 Pull by, L allemande

Heads R and L Thru
 Head Ladies Chain across
 Sides lead R, circle to a line
 Lines fwd up and back
 Gents fwd, shake R hands
 Pull by, L allemande

Heads fwd up and back you go
 Head Ladies Do Sa Do
 Head Ladies hook with a R elbow
 Turn it once around
 Pick up your ptr with an arm around
 Head Gents pick up your corner with an arm around
 Side Ladies pick up your ptr with an arm around
 Break in the middle and Bend the Line (1P-2P lines)

Head Ladies Chain 3/4
 Side M courtesy turn them
 Side M Roll the Ladies Away with a Half Sashay
 Fwd six up to the middle and come back
 Four Ladies R hand Star
 Back by the L, a L hand Star
 Everybody swing your ptr

Four Ladies Chain 1/4 (R hand Lady)
 Heads Roll Away a Half Sashay
 Sides Pass Thru, separate
 Aound one line up four
 Lines Pass Thru, "U" Turn back (1P-2P lines)

Heads promenade outside 3/4
 Side Ladies Chain across
 Everybody Double Pass Thru
 First cpl go L, next cpl R
 Lines go fwd up and back
 Gents go fwd shake R hands
 Pull by, L allemande

AMERICAN SQUARE DANCES (Continued)

Heads Square Thru four hands
 Touch 1/4, end men start
 A Spin Chain Thru

Boys 'Run Right, Couples circulate
 Wheel & Deal
 (Repeat above)

Promenade don't slow down
 Sides Single File
 Heads Wheel into the middle
 Slide Thru & Right & Left Thru
 Do Sa Do, Touch 1/4
 Left Allemande

Heads Lead Right, Circle to a
 Line
 Lines Pass Thru, Wheel & Deal
 Centers step to a wave, Ping
 Pong Circulate
 Centers Swing Thru & Spin the
 Top
 Sides Pass Thru & Cloverleaf
 Ping Pong Circulate, Centers
 Swing Thru & Spin the Top
 Heads Pass Thru & Cloverleaf,
 Ping Pong Circulate
 Centers Swing Thru, Turn Thru,
 Left Allemande

Four Ladies Chain 1/4 (Men have
 right hand lady)
 Heads Square Thru four hands
 Everybody Pass Thru, Boys Run
 Right (standard columns)

Sides Right & Left Thru
 Head Ladies Chain
 Heads Square Thru
 Swing Thru, Boys Run Right
 Ferris Wheel, Double Pass Thru
 First Couple Left, Next Right
 (1P 2P lines)

Heads Lead Right, Swing Thru
 Boys Run Right, Ferris Wheel
 Double Pass Thru, Track II
 Recycle, Star Thru (1P 2P lines)

Head men take the corner by the hand
 Go forward, Box the Gnat
 Square Thru four hands
 Do Sa Do same sex, Swing Thru
 Gents Trade, lines Pass Thru, "U"
 Turn (1P 2P lines (dia.))

Sides Flutter Wheel, Rollaway A
 Half Sashay
 Heads Square Thru
 Same sex Do Sa Do, Swing Thru Double
 Centers Run to the end
 As couples Walk & Dodge
 Ends fold, Swing Thru
 Gents Run Right (1P 2P lines)

Side Ladies Chain
 Heads Square Thru
 Touch 1/4, Ladies Trade (1P 2P lines)

Sides Right & Left Thru
 Four Ladies Chain 1/4
 Heads Square Thru
 Split the Sides Line Up Four
 Everybody Pass Thru "U" Turn
 (1p 2P lines)

Heads Lead Right, Swing Thru
 Boys Run, Bend the Line (1P 2P lines)

Heads Square Thru four hands
 Touch 1/4, end men
 Start a Swing Thru
 Boys Run, Wheel & Deal
 Left Allemande

Heads Square Thru four hands
 Touch 1/4, end ladies
 Start a Swing Thru
 Recycle, Circle Four
 Head Gents Break Line up Four
 (1p 2P lines)

Lines Pass Thru, Boys Run Right
 End ladies start a Swing Thru
 Recycle, Star Thru (1P 2P lines)

AMERICAN SQUARE DANCES (Continued)

Heads Lead Right Circle to a Line
 Lines Pass Thru
 Boys Run Right, Girls Run Right
 Lines Pass Thru
 Girls Run Right, Boys Run Right
 (1P 2P lines)

LEAD TO THE RIGHT

by Jerry Helt

Heads Right & Left Thru
 Head Ladies Chain
 Side Men Swing Your Corner (put her on the right)
 All Join Hands Circle Left
 Four Gents Lead Right, Left Allemande

Head Ladies Chain
 Heads Lead Right, Split the Sides 'Round One (Square your set)
 Side Ladies Chain
 Sides Lead to the Right
 Left Allemande

Heads Right & Left Thru
 Side Ladies Chain
 Sides Lead Right
 Right Hand Star with the Heads Once around
 Ladies "U" Turn, Left Allemande

Head Ladies Chain
 Sides Right & Left Thru
 Heads Lead Right, Left Allemande

Four Ladies Chain 3/4
 Four Gents Lead Right
 Swing Your Partner (original partner)
 Square Your Set (square has rotated 1/4 right)

HEEL AND TOE QUADRILLE

by Jerry Helt

Music: Blue Star LP 1029

Dance: Heel and toe in you go, heel and toe out you go
 Heel and toe in you go, heel and toe out you go
 Partner Do Sa Do, Men Star by the Left once around
 Partner Do Sa Do you know, Corner Swing
 Go Twice Around, Promenade Once Around

AMERICAN SQUARE DANCES (Continued)22 BASICS - by Jerry Helt

Four Ladies Chain 3/4
 Sides Right & Left Thru
 Heads Pass Thru, Separate Around Two, Line Up Four
 Lines Pass Thru "U" Turn (1P 2P lines)

Heads Right & Left Thru
 Head Ladies Chain Across
 Sides Lead Right, Circle to a Line
 Ladies Chain Across
 Lines Pass Thru, Everybody "U" Turn
 Left Allemande

Head Ladies Chain Across
 Sides Lead Right, Circle Four
 Side Men Go Home Alone
 Forward Six & Back
 Ladies Pass Thru, Turn Left, Promenade Single File
 Gents Right Hand Star
 Pass Your Partner, Find Your Corner
 Left Allemande

Head Ladies Chain Across
 Sides Lead Right Circle Four
 Side Men Go Home Alone
 Forward Six & Back
 Four Ladies Pass Thru
 Turn Left Around One Man
 Left Allemande

BLUE STARS AND STRIPES

by Jerry Helt

Music: Blue Star LP 1029

Dance: Four Ladies Chain
 Heads Right and Left Thru
 Four Ladies Chain
 Sides Right and Left Thru
 Girls Forward 2,3, Shoosh and Back (girls walk forward 4 counts
 and shoosh their skirts, back up 4 to place)
 Boys Forward, Right Hand Star All The Way Around
 Turn Partner Left, Pick Up The Corner
 Promenade Half Way Round To Home.

TEA CUP CHAIN (Continued)

COMMENTS:

(1) All couples work together so that while two are turning in the center, two ladies are being turned on the side and passed on to the right hand gent. (2) The figure is usually repeated twice. (3) The figure may be preceded by an Allemande left or by a four Ladies Chain. (4) Once the Teacup Chain is called, any patten may be used to fill in the execution time. (5) Most effective if done with squares spread out with small two steps or shuffle steps so that skirt work may be done too.

Square Dance Calls

SALLY GOODIN WITH A DO SI DO

First Couple out to the couple on your right
And swing sally goodin and do si do
Now with your taw, then swing the gal from Arkansas
And do si do half around the hall,
Now your taw and don't forget old grandmaw,
And do si do all around the hall
One more change and home we go.

From Herb Greggerson

THE ROUTE

First and third couples balance, swing
Lead right out to the right of the ring
Circle 4 and pull 'em straight
And forward eight
And eight fall back
Ladies chain across the track
Turn around and chain 'em back
Ladies chain down the line
Chain 'em back and keep in time
Ladies chain across the track
Ladies chain down the line
Across the track you're coming back
Down the line you're doing fine
And everybody swing.
(Repeat all with Right and Left Through)

COG WHEEL (Greggerson)

Promenade, 1st couple slow, and form 2
lines,
Gents go left and Ladies go right
Now wind that cog and wind it tight
And wind it up if it takes all night
Gents step in with a R hand cross
Now back with the L in that old cog wheel
The faster you go the better you feel
Ladies break to a left hand cross
Find your own don't get lost
Lady in front and the Gent behind
Roll that wheel, you're doing fine
Now do-si-do and Gents you know
Walk right around on your heel and toe
And everybody swing.

SPINNING WHEEL

1st and 3rd couples lead to the R
Circle half and don't you blunder
Inside arch and outside under
R and L through and turn right back
Ladies chain but dln't chain back
Chain right on to the outside track
Gents take your ladies home
And promenade
Promenade, single file,
Lady in front, Indian style
Spinning wheel and roll along
The other way back you're going wrong
Now wind 'em up like a ball of yarn
A do-si finish will do no harm.

ALLEMANDE LEFT AND LADIES STAR

Allemande left and ladies star
Gents promenade but not too far
Meet your corner with a L hand swing
Gents star back across the ring
Meet your corner with a L allemande
A right to your corner and a right and
left grand.

CENTER STAR - SIDE STAR

1st and 3rd couples a L hand swing
Up to the center and back again
Up to the center and star to the right
Then star to the L with the couple on
your right
Back to the center and make it neat
Then star to the L with the couple meet
Back to the center on the right side
Form a ring just inside
Half sashay with a pretty little slide
Circle 4 in the middle of the floor
Docey-doe and you're going once more
Take them home and everybody swing.

ALL FOUR GENTS SWING R-HAND LADY

All 4 gents swing R-hand lady with the
R-hand round
Now your own with the L hand round
Swing the L-hand lady with the R hand
round
Now your own with the L hand round
Now change those gals across the ring
And change them back for a 2-hand swing
Gents sashay one to the L and
Promenade your corners.
(Repeat 3 times until men have original
partners.)

LADIES CHAIN 3/4 ROUND

1st and 3rd go forward and back
2 ladies chain 3 quarters round
Gents promenade a quarter round the town
Chain 'em in as you did before
Gents promenade around the floor
Chain 'em in and do some tricks
Now pick 'em up like picking up sticks
Chain 'em in as you always do
Now go home and spin 'em a few
Everybody spin your pard
Allemande L in your own back yard
Grand R and L and so on around.

COG WHEEL

Allemande left with your left hand
Right to your partner and a right and left grand
Promenade, first couple slow,
Form two lines and make it go.
The gents star left and the ladies star right
Wind that cog and wind it up tight.
The gents break out to a right hand cross
Find your partner don't get lost.
Now back to your left with that old cog wheel
The faster you go the better you feel.
Now the ladies break to a left hand cross
Find your partner don't get lost.
The lady in the front and the gent behind
Roll that wheel, you are doin' fine.
Now break right out with a Do-Paseo
A little bit of heel and a little bit of toe,
You ain't a raggin' now like you was a while ago.
Form a ring and make it go.

Now ring ring, pretty little ring
Break that ring with a corner swing,
Ring ring pretty little ring
Break that ring with a corner swing,
The yearling's kicked, and the old cow bawled,
Swing that lady across the hall
She's the one you called your own
Swing her hard and promenade home.

----- Mildred Buhler

CHASE THE RABBITS OUT OF THE CLOVER (as called by Sandy Topfer)

Form position of two lines of three and two single men.

Forward two and fall back two	NOTE: For the last line, the
Forward six and fall back six	lines of three come together with
Forward two and cross right over	the ladies hooked on the gents'
Chase the rabbits out of the clover	arms; the gents take hands
(Repeat)	with each other; the six rotate
	clockwise once around; the threes
	fall back into original places.

CATCH ALL EIGHT

First couple balance, first couple swing
Down the center and back
Down the center on the same old track
The lady goes right and gent goes wrong
Catch all eight with the right hand, go half way round
Back with the left, go all the way round
Meet your corner with a two-hand swing
Now your own and pass her by, catch the next one on the fly
Promenade boys, promenade.

CATCH ALL FIGHT (Continued)

Same old gent with a brand new date
Down the center and back --- etc.

SASHAY BY YOUR PARTNERS TWO

First couple out to the couple on the right
Sashay by your partners two
Rosashay and a right and left through
Swing that girl behind you
Sashay by your partners two
Rosashay and a right and left through
And swing that girl behind you.
Four hands up and around you go
Around and around and a do-ce-do.

BOX THE GNAT

First couple out to the couple on the right
And box the gnat.
Now box the flea
Box that pretty girl 'round to me
Box the gnat
Box the flea
Box that pretty girl 'round to me
Four hands up and around you go
Round and 'round with a do-ce-do.

As called by Carolyn Mitchill

TURN THAT LINE (Do-si-Ballanet)

First and third angle out to the right
With a right and left through
And a right and left back
Then a two ladies chain
And chain right back.

Now dos-a-dox and form a line
Turn that line like a weather vane
Box the compass and brace the main
It's cloudy in the west and looks like rain.
Keep on going 'till you're home again.

Now dos-a-dos as you were before
All join hands and circle four
Circle four just as pretty as you can
Do-si-Ballanet and the gents rock in
The gents rock in, and the ladies rock out
Break and swing with your left about
Now the ladies rock in, and the gents rock out
Swing with your right and don't be slow
Finish it off like a docey-doo
Now go back home and swing your own
Everybody swing.

ZIG ZAG THROUGH THE TWO ON THE SIDE

First and third swing with pride
Zig zag around and through the two on the side
Meet at the opposite and sashay through the set
Swing your own you're not through yet.

The same two couples forward and back
Forward again with a right and left through
And the sides the same like you always do
Now one and three right and left back
And the sides the same all along the track
Now the four ladies chain all around the floor
And chain right back as you were before
Now the same two couples forward and split the sides
The ladies go go and gents go haw
And all do-si-do with your pretty little taw
Now swing her twice and swing her hard
And all promenade to your own back yard.

---- Mildred Buhler

GLORY, GLORY HALLELUJAH

I (Verse)

The first lady promenade the inside of the ring
When you get back home you give your man a great big swing
Face to the outside and the side couples fall in
Ladies go right, gents go left, ladies go right, gents go left.

II (Verse)

Head couple do-ci-do you do-ci-do your own
Next couple do-ci-do you do-ci-do your own
Next couple do-di-do you do-ci-do your own
Last couple do-di-do you do-ci-do your own

III (Verse)

Everybody forward and back and I'll tell you the reason why
Forward and pass right through and look your gals right in the
eye
Everybody swing your own and you swing your own back home
Allemande left on the corner and right hand to your own (sing)

INSIDE OUT AND OUTSIDE IN

First and third go forward and back
Forward again and the first dive in
Now inside out and outside in
Outside out and the inside in
Sweep to the center and swap 'em in
With a dish-rag whirl and a pretty little spin
Duck thru the sides and do it again
With an outside in and the inside out
And the inside in and the outside out
Now allemande left with your left hand
Right to your partner and right and left grand.

LADIES CHAIN 3/4 ROUND

Two ladies chain 3/4 round
Gents promenade around the town
Chain 'em in as you did before
Gents promenade around the floor
Ladies chain and do some tricks
Pick 'em up like picking up sticks
Chain 'em in as you used to do
Now go home and spin 'em a few.

THE GIRL I LEFT BEHIND ME

First couple out to the couple on the right and balance there so kindly
Pass right through and balance too, and swing the gal behind you.

Take that lady on to the next and balance there so kindly
Pass right through and balance too, and swing the gal behind you.

Second couple out to the couple on the right ---(etc.)

NOTE: Each gent dances three times and returns to place. Call a new couple
out every other time. Make two complete rounds without stopping, then call:

Take your lady on to the last and balance there so kindly,
Pass right through and balance too, and swing the gal behind you.

(Sandy Tepfer)

MY LITTLE GIRL

Sing:

First couple promenade the outside, 'round the outside of the ring.
First couple chain across the center and you chain right back again.
First couple chain the right hand couple, and you chain them back again.
First couple chain the left hand couple and you chain them back again.

Talk or Chant:

All around your left hand lady; Oh Boy, what a baby.

See-saw your pretty little taw, she's the best you ever saw.

Allemande left with your left hand, balance to your own and right & left grand.

With a deedle-eye-deedle-eye-deedle-eye-doe, meet your partner and promeno.

Sing:

Promenade her home.

Swing your honey 'till she feels funny, the girl that you adore.

(Bill Mooney)

Square Dance Calls

22 Basic Figures: Double Pass Thru

Heads forward, face your partner
 All double pass thru, "U" turn
 All double pass thru, leader "U" turn
 Left allemande, etc.

All four ladies chain across
 Heads right & left thru
 Sides forward, face the one beside you
 All double pass thru, leaders "U" turn
 Left allemande, etc.

All four ladies chain across
 Heads right & left thru
 Side men face your corner
 Give her a swing, put her on your right
 Four ladies forward, face the lady beside you
 All double pass thru, ladies "U" turn
 Left allemande, etc.

All four ladies chain across
 Heads right & left thru
 Sides forward, face the one beside you
 All double pass thru, everybody "U" turn
 Centers right hand star, find your corner
 Left allemande, etc.

Four ladies chain 1/4
 Heads pass thru, "U" turn
 Sides roll away a half sashay
 Heads forward, face the one beside you
 All double pass thru
 Face the one beside you (lines of four with partner)

Four ladies chain across the set
 Heads forward, circle four left 3/4
 All double pass thru, first couple left, next go right
 Lines of four up to the middle & back that way
 Ladies roll away with a half sashay
 Center ladies roll away with a half sashay
 Centers pass thru, do a "U" turn
 Ladies forward & back, gents to the left sashay
 (Lines of four with partner)

Square Dance Calls—continued

All four ladies chain 3/4
 Heads right & left thru
 Sides face the one beside you, back away to your corner
 Lines pass thru, "U" turn
 (Lines of four with partner)

All four ladies chain 3/4
 Heads pass thru, "U" turn
 Sides pass thru, "U" turn
 Heads forward face your corner
 Split the outside couple around one
 (Lines of four with partner)

All four ladies chain 1/4
 Heads pass thru, "U" turn
 Heads pass thru, separate around one
 Line up four (lines of four with partner)

Head ladies chain across
 Heads pass thru, face the one beside you
 Heads pass thru
 With the outside two, circle four left 3/4
 Back away in lines of four

All four ladies chain across
 Heads right & left thru
 Side men take your corner, pass thru
 Separate around one person
 Pass thru in the middle
 Split the outside line up four (diagonal lines of four with partner)

Heads forward, face your partner
 Heads pass thru, "U" turn
 Heads pass thru, left allemande, etc.

Heads roll away with a half sashay
 Heads forward, face your partner, pass thru
 Left allemande, etc.

Heads lead right, circle to a line
 Lines up to the middle & back that way
 Roll the ladies away with a half sashay
 Everybody forward, face your partner
 Pass thru, left allemande, etc.

Square Dance Calls—continued

Heads roll away a half sashay
 All join hands circle left
 When the gents get to the head position
 Gents pass thru & cloverleaf
 All double pass thru
 Ladies "U" turn & star thru
 Couples circulate & wheel and deal
 Star thru, pass thru, partner trade
 Roll to face, right & left grand, etc.

Heads lead right, circle to a line
 Lines pass thru, wheel & deal
 Double pass thru, centers in, castoff 3/4
 Lines pass thru, wheel & deal
 Double pass thru, ladies "U" turn, star thru
 Couples circulate two places
 Chain down the line (lines of four with partner)

Heads roll away a half sashay
 Sides square thru, four hands
 Swing thru, boys run right
 Lines pass thru, wheel & deal
 Centers square thru 3/4
 Left allemande, etc.

Heads square thru four hands
 Step to an ocean wave
 Head men start a swing thru
 Centers run right, couples circulate, ferris wheel
 All double pass thru, ladies "U" turn
 Star thru, couples circulate
 Wheel & deal, pass to the center
 Square thru 3/4, left allemande, etc.

Square Dance Calls—continued

Rotate the Square 1/4 Right

Heads pass thru, partner trade
 Sides lead to the right, circle to a line
 Lines pass thru, 3/4 tag the line
 Lead people cloverleaf, the others spin the top
 Centers extend, boys run right
 Couples circulate, wheel & deal
 Left allemande, swing your partner

Heads lead right, circle to a line
 Lines pass thru, bend the line
 Lines pass thru, bend the line
 Lines pass thru, tag the line
 Leaders "U" turn, shake right hands
 Pull by, left allemande, swing your partner

Heads lead to the right, pass to the center
 Centers circle four left 3/4 & back away

Heads lead to the right, veer to the left
 Ferris wheel, centers sweep 1/4

Heads lead to the right, circle to a line
 Lines pass thru, bend the line
 Lines pass thru, bend the line
 Lines pass thru, wheel & deal
 Centers to the right sweep 1/4

Four ladies star right 3/4 or four ladies chain 3/4
 Four men promenade 1/4
 Courtesy turn your own

All four ladies chain 3/4
 All four men lead to the right
 Swing your original partner

Head men face your corner, star thru
 Four gents pass thru & cloverleaf
 All double pass thru, ladies "U" turn
 Star thru, couples circulate
 Wheel & deal, pass to the center
 Square thru 3/4, left allemande
 Swing your partner

(The square has rotated 1/4 right)

Presented by Jerry Helt

Square Dance Calls

Heads pass the ocean, trade the wave
Gents step forward, left allemande, etc.

Heads lead right, circle to a line
Lines pass thru, wheel & deal
Centers step to a wave, ladies trade
Trade the wave, gents step forward, left allemande, etc.

Heads square thru four hands
Swing thru with the outside two
Boys run right, ferris wheel
Centers step to a wave, boys run, boys trade
Boys pass thru, left allemande, etc.

Heads pass thru, separate around one, line up four
Ends load the boat - - - -
The centers pass thru & cloverleaf
Centers square thru 3/4, left allemande, etc.

All four ladies chain across
Heads lead right, circle to a line
Ends load the boat, centers star thru
Do-sa-do the outside two
Swing thru, boys trade, boys run right, bend the line
(Lines of four with partner)

Heads square thru four hands
Circle four with the outside to a line
Lines pass thru, wheel & deal
Double pass thru, centers in, cast off 3/4
Ends load the boat, centers star thru
Centers pass thru, left allemande, etc.

Heads lead right, circle to a line
Centers load the boat, ends star thru
Do-sa-do the outside two
Swing thru, boys trade, boys run right
Centers load the boat, ends star thru
Do-sa-do the outside two
Swing thru, boys trade, boys run right
(Lines of four with partner)

Square Dance Calls—continued

Heads pass thru, partner trade
 Heads pass the ocean
 Gents run right, gents trade
 Gents pass thru, left allemande, etc.

Heads flutter wheel, sweep 1/4
 Heads step to an ocean wave
 Gents run right, gents trade
 Gents pass thru, left allemande, etc.

Heads square thru four hands
 Heads split the sides around one, line up four
 Lines pass thru, acey deucey 1 1/2
 Right & left grand, etc.

Heads forward, touch 1/4, roll to face
 Pass thru, separate around one, line up four
 Lines pass thru, tag the line, face in
 Lines pass thru, acey deucey 1 1/2
 Right & left grand, etc.

Heads pass the ocean, swing thru
 Boys run right, tag the line, 1/4 left
 Gents only pass thru, left allemande, etc.

Heads lead right, circle to a line
 Lines pass thru, wheel & deal
 Centers step to an ocean wave, boys run right
 Gents pass thru, left allemande, etc.

Heads pass thru, outside chase right
 Sides forward, touch 1/4, all the boys run right
 Left allemande

Heads pass thru, outside chase right
 Sides forward, touch 1/4, single file circulate
 Coordinate - - -, couples circulate
 Wheel & deal, star thru
 Pass thru, wheel & deal
 Centers pass thru, left allemande, etc.

Square Dance Calls—continued

All four ladies chain across

Heads pass thru, "U" turn

Heads pass thru, separate around one, line up four

Ends load the boat, centers star thru

Left allemande, (square has rotated 1/4 right)

All four ladies chain across

Heads lead right, circle to a line

Lines forward up to the middle & back

Ladies roll away a half sashay

Center ladies roll away a half sashay

Centers load the boat, ends star thru

Track II - - -, boys run right & promenade

Square Dance Calls—continued

GRAND SWING THRU—Starting formation – Tidal Waves, Ocean Wave of Six Dancers. Timing – 6 beats

Those who can turn by the right one-half (180°), then those who can turn by the left one-half (180°). If “right” is not specified preceding the command to Grand Swing Thru, it is understood to be a right-handed Grand Swing Thru. If Grand Left Swing Thru is required, it must be specifically directed—“Grand Left swing Thru,” in which case, those who can swing by the left one-half (180°), then those who can turn by the right one-half (180°).

Styling: Grand Swing Thru—Styling is specifically the same as described for the basic swing thru.

GRAND SWING THRU

Heads square thru four hands

All pass the ocean, grand swing thru

Right hand hinge, boys run right

All pass the ocean, grand swing thru

Right hand hinge, boys run right

Pass to the center, centers pass thru

Left allemande, etc.

Heads square thru four hands

Spin the top, grand swing thru

Right hand hinge, single file circulate

Boys run right, star thru

Pas thru, wheel & deal

Centers zoom, new centers, square thru 3/4

Left allemande, etc.

Heads lead right, circle to a line

Lines forward, step to a tidal wave

Grand swing thru, right hand hinge, boy run right

Left Allemande, etc. (square has rotated 1/4 right)

Heads square thru four hands

With the outside two, swing thru, spin the top

Grand swing thru, right hand hinge

Boys run right

Star thru, pass thru, partner trade

Left allemande, etc.

Square Dance Calls—continued

TRIPLE SCOOT—Starting formation – Columns. Timing – 6 beats

Dancers facing each other on a diagonal (three pairs) step forward to join adjacent forearms, turn one-half (180°) and step forward to finish in the position vacated by the dancer who was originally adjacent to them in the column. Meanwhile, the #1 dancer in each column Runs into the position vacated by the adjacent #4 dancer who is doing the forearm turn. When done from right-hand columns, the dancers facing in turn by the right. When done from left-hand columns, the dancers facing in turn by the left.

Styling: Triple scoot—Styling is similar to that described for the basic turn thru and fold. Facing out dancers emphasize an arcing turn (180°), providing time for facing in dancers to clear their position. After using a forearm turn, dancers blend into hands up position in the column at the conclusion of the call.

TRIPLE SCOOT

Heads lead right, circle to a line
 Lines forward, touch 1/4
 Triple scoot, single file circulate
 Triple scoot, boys un to the right
 Left allemande, etc.

Heads square thru four hands
 Split the sides, around one, line up four
 Lines forward, touch 1/4
 Triple scoot, right hand trade, roll to face
 Slide thru, left allemande, etc.

Heads star thru, California twirl
 Heads split the sides around one, line up four
 Lines forward, touch 1/4
 Triple scoot, right hand trade, roll to face
 Right & left thru, flutter wheel (lady lead)
 Lines pass thru, wheel & deal
 Center pass thru, left allemande, etc.

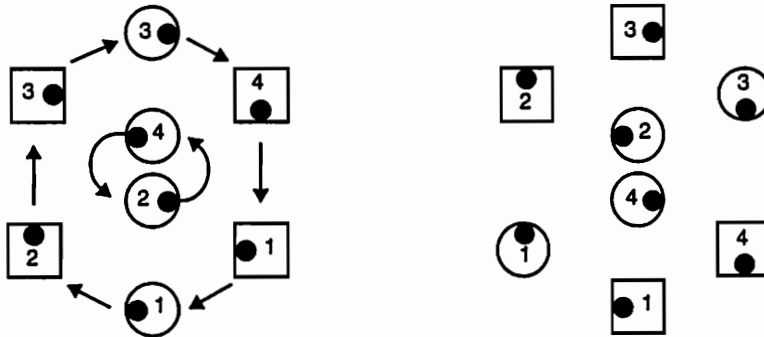
Heads lead right circle to a line
 Lines forward, touch 1/4
 Triple scoot, single file circulate
 Coordinate - - - -
 Bend the line, star thru, pass thru
 Left allemande, etc.

Square Dance Calls—continued

COORDINATE—Starting formation – Columns. Timing – 8 beats

All dancers Single File Circulate once and a half. The center six (three adjacent pairs) Trade (turn 180°). The very center two dancer release handholds and walk diagonally outward to the end of the forming lines. The two lonesome dancers walk ahead, moving in a quarter circle, to become the other ends of the forming lines.

Styling: Coordinate—The center six dancers (three adjacent pairs) use hands up position for trading action. After the very center two dancers release handholds and move forward, all dancers join hands with a couple handhold. No time allowed for skirt work.

A LOOK AT SIX-TWO ACEY DUCEY

Starting formation: Any formation where the very center two and the outside six dancers can be identified.

Definition: Outside six dancers Circulate. Very center two trade.

Ending formation: The same as the starting formation.

6 X 2 ACEY DUCEY

Heads flutter wheel, heads lead right, veer left

Ladies hinge, diamond circulate

6 X 2 Acey Ducey, diamond circulate

6 X 2 Acey Ducey, flip the diamond

(Ocean wave with original corner)

Heads square thru fur hands

Veer left, ladies hinge

6 X 2 Acey Ducey - - - - -

Those who can right hand hinge

Wheel & deal, centers "U" turn

Centers pass thru, Left allemande, etc.

Heads square thru four hands

Swing thru, Boys run right, Ladies hinge

6 X 2 Acey Ducey - - - - -


Those who can right hand hinge

Wheel & deal, everybody pass thru


Centers pass thru, outside two "U" turn

Left allemande, etc.


Square Dance Calls—continued

 Heads lead to the right & veer to the left
 Ladies hinge, 6 X 2 Acey Ducey - - - -
 6 X 2 Acey Ducey - - - -
 Those who can right hand hinge
 Wheel & deal, do-sa-do to an ocean wave
 Boys run right, ladies chain across
 (Lines of four with partner)

Head ladies chain across the set
 Allemande left in the Alamo style
 Heads walk & dodge & 1/4 right
 Sides right hand hinge, 6 X 2 Acey Ducey
 6 X 2 Acey Ducey - - - -
 Those who can right hand hinge
 Wheel & deal, pass thru, "U" turn
 Left allemande, etc. (square has rotated 1/4 right)

Heads lead right, circle to a line
 * Lines pass thru, wheel & deal
 Centers pass thru,,,,, veer left
 Ladies hinge, 6 X 2 Acey Ducey
 Those who can right hand hinge
 Wheel & deal, do-sa-do to an ocean wave
 Swing thru, ladies trade
 * (Repeat the above routine)

Heads lead right, circle to a line
 Lines forward, touch 1/4, coordinate - - - -
 Ladies hinge, 6 X 2 Acey Ducey - - - -
 Those who can right hand hinge
 Wheel & deal, do sa do to a wave
 Swing thru, ladies trade
 Lines pass thru, wheel & deal
 Centers square thru 3/4
 Left allemande, etc.

 Heads lead right, veer to the left
 Ladies hinge, 6 X 2 Acey Ducey
 Diamond circulate, centers of the diamond hinge
 Couples wheel & deal, step to a wave
 Boys run right (lines of four with partner)

Square Dance Calls—continued

Heads star thru, pass thru, veer left
Ladies hinge, 6 X 2 Acey Ducey
Diamond circulate, 6 X 2 Acey Ducey
Ladies right hand hinge, couples circulate
Wheel & deal, left allemande, etc.

Heads square thru four hands
All veer left, ladies hinge
6 X 2 Acey Ducey, those who can right hand trade
6 X 2 Acey Ducey, gents right hand hinge
Wheel & deal, pass thru, "U" turn back
Left allemande, etc.

Presented by Jerry Helt

Square Dance—continued

Folk Dance Camp, 1958

Line of Eight

First couple promenade all the way round
 Stand by four as you come down
 Second couple bow and swing, go down the center, divide the line
 Separate around two to a line of 6
 Forward 6 and 6 fall back
 Now third couple bow and swing
 Promenade around one person
 Crowd right in to a line of eight
 Forward 8 and 8 fall back
 Allemande left

Folk Dance Camp, 1959

Missouri Hoedown

First couple bow and swing
 The man (alone) promenade (right) the outside ring
 It's all the way around and don't fall down
 Meet your honey with a right arm 'round
 Now turn you corner with a left arm 'round
 Back to your partner with a right arm 'round
 Go all the way around
 To your right hand lady with a left arm 'round
 Back to your honey with a right arm 'round
 Go all the way 'round, corners all left allemande
 Repeat the action with two men, then three men, then all four

Divide the Ring

Number one bow and swing twice around
 Take her by the hand go forward up to the middle and back
 Walk between the couple facing you
 Lady go right, the gent go left
 All the way around and you get back home
 And swing number one

Square Dance—continued

Folk Dance Camp, 1960

INSIDE OUT, OUTSIDE IN

With two couples facing, the designated cpl moves under and thru an arch made by the other cpl. Then, from a back-to-back pos, the cpl that went under the arch makes an arch and moves bkwd while the other cpl moves bkwd under that arch to starting position.

Folk Dance Camp, 1961

Jiffy Mixer

by Jerry and Kathy Helt

Record: "Teddy Bear Blues" Dot #45-15169 or almost any rock 'n' roll or boogie
 Position: Semi-closed, facing LOD
 Footwork: Directions given for man, women does opposite.

Meas

Pattern

- 1-4 Heel, toe; heel, toe; slide 1; 2
 In semi-closed pos, touch L heel on the floor; touch L toe on the floor; repeat with L ft; slide 2 slide steps in LOD.
- 5-8 Heel, toe; heel, toe; slide 1; 2
 Repeat meas 1-4 in RLOD, starting with MR ft.
- 9-12 Chug; 2; 3; 4
 With both ft on the floor, chug away from ptr 4 chugs, M twd center of hall, W twd wall (like Bunnyhop).
- 13-16 Forward; 2; 3; 4
 Everybody do an individual 1/8 R face turn to a new ptr, starting with ML, WR, walk fwd 4 steps to new ptr.

Repeat dance from the beginning.

Square Dance—continued

Folk Dance Camp, 1969

RUN CHAIN THRU (Author unknown)

A variation of Spin Chain Thru. From two parallel ocean waves, ends run around one, ctrs swing 3/4 (a wave across the set now). ctrs swing half (trade), then swing 3/4 again to form two-faced lines.

RUN CHAIN THRU FIGURES (by Jerry Helt)

Heads Square thru 4 hands round

Do so do the outside all the way round

It's an ocean wave when you come down

Boys Run Chain thru - - - - -

Cast off 3/4 round, Star thru

(Repeat once more to put you facing corner)

Run Girls

Heads Square thru 4 hands

Swing thru with the outside two

Girls Run Chain thru - - - - -

Cast off 3/4 round

Go fwd, Box the gnat

Right and left thru the other way back

Same ladies chain

Cross trail thru, left allemande

Running Chain

Heads Square thru 4 hands

With the sides Do si do to an ocean wave

Boys Run Chain thru - - - - -

Cast off 3/4 round

Star thru, Dive thru

Pass thru, Do si do the outside two

It's an ocean wave, rock up and back

Boys run Chain thru - - - - -

Cast off 3/4 round

Star thru, Dive thru, Pass thru

Left allemande

Square Dance—continued

Folk Dance Camp, 1971

Blue Stars and Stripes Mixer

Record: "Blue Stars and Stripes Mixer"
 Position: Open, facing LOD, inside hands joined
 Footwork: Directions given for man, women does opposite.

Meas

Pattern

1-4 Forward 2, 3, 4, 5, 6, 7, face

Walk fwd in LOD L, R, L, R, L, R, L, R, on the 8th step face ptr, M back to center of hall, W facing center of hall.

5-8 Back Away, 2, 3, 4, to the R new ptr

Releasing hands, M backs up L, R, L, R, twd center of hall. W back up R, L, R, L twd wall. M do a 1/8 R face turn, W do the same. Everybody diag fwd 4 cts to a new ptr.

Assume open pos to repeat dance from beginning. Complete dance is 16 times through the pattern.

Folk Dance Camp, 1972

SWEEP RIGHT 1/4 FIGURES (by Jerry Helt)

Sweep a Quarter: Facing cpls with inside hands joined with ptr will continue a 90° circling movement either R or L depending upon previous body flow direction.

Styling: Remember that this is a circling movement so a slight bend of the arms is all that is necessary. If one person bends the arm more than the other, it will result in a strain on the arm and wrist and will restrict the movement of the other person.

Count: Because the movement is only a one-quarter circle and is never done from a static position, most dancers accomplish it in 4 steps.

Heads fwd Swing Thru

Boys Run R, California Twirl

Wheel & Deal and Sweep R 1/4

Pass Thru

(Equivalent to Heads lead R)

Heads fwd Spin the Top

Boys Run R, California Twirl

Wheel & Deal and Sweep R 1/4

(Equivalent to Head ladies chain)

Square Dance—continued

Heads Square Thru four hands
 Spin Chain Thru with the outside two
 Boys Run R, California Twirl
 Wheel & Deal and Sweep R 1/4
 Star Thru, Do si do
 Spin Chain Thru that's all you do
 Boys Run R, California Twirl
 Wheel & Deal and Sweep R 1/4
 Star Thru, Dive Thru, Pass Thru
 Left allemande

Heads Square Thru four hands
 Swing Thru with the outside two
 Boys Run R, California Twirl
 All eight Circulate
 Wheel & Deal and Sweep R 1/4
 Star Thru, Dive Thru, Square Thru 3/4
 Left allemande

Heads fwd Swing Thru
 Boys Run R, Tag the Line L
 Wheel & Deal and Sweep R 1/4
 (Equivalent to Heads circle L 3/4)

Grand Sweep

by Bill Martin

Suggested Record: "Grande Colonel Spin" KALOX #1112

A Grand Square variation: From a static square, Head positions move into the middle for a Flutter Wheel and Sweep 1/4, Pass Thru, and Ptr Trade, ending this portion in Side position.

Side positions face and back away as in Grand Square (eight steps) then Do si do and Star Thru with the person you meet, ending this portion in a Head position.

Repeat three times (four total) to end figure and zero out. Head positions always move fwd; Side positions always face and back away.

Command: Sides face, Grand Sweep (64 cts)

Square Dance Calls

DIXIE ON THE DOUBLE TRACK by Jerry Helt

Heads flutter wheel across the set
Sides square thru four hands
Step to an ocean wave
Head men start the swing thru
Everybody swing thru
Boys fold behind the girls
On the double track, Dixie style to an ocean wave
boys cross run, recycle, star thru (1P 2P lines)

Sides roll away a half sashay
Heads square thru four hands
same sex do sa do to an ocean wave
Swing thru, boys fold behind the girls
On the double track, Dixie style to an ocean wave
Trade the wave, recycle, star thru
Pass thru, wheel & deal, centers zoom
New centers square thru 3/4, left allemande
Promenade half way round to home

Heads lead right, circle to a line
Lines pass thru, wheel & deal
double pass thru, face your partner
Lines pass thru, wheel & deal
On the double track, Dixie style to a wave
Boys cross run, recycle, star thru
Pass thru, partner trade, roll to face
Right & left grand, etc.

Side pass thru & "U" turn
Heads square thru four hands
Do sa do same sex to an ocean wave
Swing thru, boys fold
On the double track, Dixie style to a wave
Left allemande or everybody circulate two places
Left allemande

Heads lead right, circle to a line
Lines pass thru, ladies "U" turn
Gents fold, on the double track
Dixie style to an ocean wave
Trade the wave, recycle
Star thru, lines thru
Partner trade, roll to face, right & left grand
Heads lead right, circle to a line

Lines pass thru, sides partner trade
Couples circulate, wheel & deal
Step to a wave, heads trade
Everybody forward, star thru
Centers pass thru, swing thru, boys trade
Boys run, bend the line
Star thru, pass thru, left allemande

Heads forward, pass the ocean
Ping pong circulate - - - -
Ping pong circulate - - - -
Centers swing thru, boys run right
Wheel & deal, square thru 3/4
Pass thru, trade by - - - -
Pass thru, trade by - - - -
Left allemande, etc.

Heads lead right, circle to a line
Lines pass thru, bend the line
Right & left thru
Ladies lead, Dixie style to an ocean wave
Trade the wave, swing thru
Turn thru, left allemande, etc.

Heads lead right, circle to a line
Lines pass thru, bend the line
Lines pass thru, partner trade
Reverse flutter wheel (gents lead left hand)
Ladies lead Dixie style to an ocean wave
Gents circulate, left allemande, etc.

Four ladies chain across
Heads forward, flutter wheel, sweep 1/4, pass thru
Circle to a line
Right & left thru
Ladies lead Dixie style to an ocean wave
Left allemande, etc.

Heads square thru, four hands
Swing thru, boys trade, boys run, bend the line
Reverse the flutter wheel (gents lead left hand)
Ladies lead Dixie style to a left allemande

Heads square thru four hands
Split the sides around one. line up four
Lines pass thru, "U" turn, right & left thru
Ladies lead, Dixie style to an ocean wave
Take a little peek, trade the wave
recycle, left allemande, etc.

Square Dance—continued

ON THE DOUBLE TRACK DIXIE STYLE

by Jerry Helt

Heads square thru four hands

Touch 1/4, scoot back

Boys fold, on the double track Dixie style

Boys cross run, swing thru

Boys run right, wheel & deal

Pass to the center, square thru 3/4

Left allemande

Head ladies to the right chain

Heads square thru four hands

Touch 1/4, scoot back

Boys fold, on the double track Dixie style

Take a peek & trade the wave

Trade the wave again

Left allemande, etc.

Four ladies chain across

Heads lead right, circle to a line

Pass the ocean, ladies walk & dodge

If you can wheel & deal

If you can't recycle

Swing thru, boys run right

Couples circulate, Dixie down the line

Boys trade or scoot back

Left allemande, etc.

Heads lead right, circle to a line

Lines pass thru, ends cross fold

Swing thru, ladies trade

Star thru, pass thru

Left allemande, etc.

Heads lead right, circle to a line

Lines pass thru, end crossfold

Swing thru, trade the wave

or

Boys trade, ladies trade

Boys trade, star thru, pass thru

Left allemande, etc.

Heads lead right, circle to a line

Lines pass thru, centers cross fold

Swing thru, boys run right

Swing thru, boys run right

Centers pass thru, "U" turn back

Lines pass thru, wheel & deal

Ladies square thru 3/4

Star thru, couples circulate

Bend the line

Star thru, pass thru, left allemande, etc.

LOAD THE BOAT (VARIATIONS)

by Jerry Helt

Heads pass thru & "U" turn back

Sides rollaway a half sashay

Sides face your partner

Load the boat - - - -

Left allemande, etc.

Sides face your partner

Load the boat - - - -

Everybody pass thru, "U" turn back

Pass to the center

Centers square thru 3/4

Left allemande, etc.

Everybody rollaway a half sashay

Sides face, load the boat - - - -

Pass thru, trade by

Pass to the center

Square thru 3/4

Left allemande, etc.

Everybody rollaway a half sashay

Everybody face your partner

Heads do the end part of load the boat - - - -

Sides do the end part of load the boat - - - -

Left allemande, etc.

Square Dance—continued

ROTATE THE SQUARE 1/4 RIGHT by Jerry Helt

Side ladies chain across

Heads lead right,

Swing thru, spin the top

Linear cycle, left allemande

Swing your partner

(The square has rotated 1/4 right)

Side ladies chain across

Heads lead right, pass the ocean

Linear cycle, pass to the center

Centers square thru 3/4

Left allemande & swing your partner

(The square has rotated 1/4 right)

Four ladies chain 3/4

Left allemande, pass one

Swing the next

(The square has rotated 1/4 right)

Heads lead right, pass to the center

Centers pass the ocean

Recycle & back away

(The square has rotated 1/4 right)

Heads pass the ocean and recycle

Heads square thru 3/4 (equivalent to heads lead right)

Pass to the center, centers swing thru &

Spin the top, recycle, pass thru, partner trade

(The square has rotated 1/4 right)

Heads star thru, pass thru

Circle four with the outside two

Heads break to a line of four

Flutter wheel, slide thru

Left allemande, square your set

(The square has rotated 1/4 right)

Heads pass thru, partner trade

Reverse flutter wheel, square thru four

Pass to the center, centers circle left 3/4, back away

(The square has rotated 1/4 right)

Heads flutter wheel, sweep 1/4

All double pass thru & cloverleaf

Centers star thru, pass thru, partner trade

reverse flutter wheel

The others flutter wheel

(The square has rotated 1/4 right)

Allemande left in the Alamo style

Heads walk & dodge, sides walk & dodge

Heads cloverleaf, *left allemande

*Eight chain thru, four hands

Swing thru, boys run right, wheel & deal

Left allemande, square your set

(square has rotated 1/4 right)

Heads touch 1/4, walk & dodge

Pass to the center

Centers circle four left 3/4

Back away

(square has rotated 1/4 right)

Four ladies chain across

Heads forward, pass the ocean

Ping pong circulate - - -

Centers recycle, sweep 1/4

(square has rotated 1/4 right)

Four ladies chain across

Heads flutter wheel, sweep 1/4, California twirl

Pass to the center, centers star thru

Centers pass thru, California twirl

(square has rotated 1/4 right)

Heads right & left thru

Sides right & left thru, flutter wheel

Heads lead right, circle to a line

Lines pass thru, wheel & deal

Centers star thru, back away

(square has rotated 1/4 right)

Heads lead right, step to a wave

Ladies walk & dodge

If you can, wheel & deal

If you can't, recycle

Left allemande, square your set

(Square has rotated 1/4 right)

Square Dance—continued

Heads lead right, circle to a line
 Ends pass thru, "U" turn back
 Lines pass thru, wheel & deal
 Gents square thru 3/4, star thru
 Couples circulate, bend the line
 Centers pass thru, "U" turn back
 Ends load the boat
 Same four flutter wheel
 (Square has rotated 1/4 right)

LINES OF FOUR (VARIATIONS)**by Jerry Helt**

Allemande left in the Alamo style
 Heads, with your partner, right hand trade
 Gents walk & dodge, ladies walk & dodge
 Gents cloverleaf, with the ladies touch 1/4
 Gents run right, bend the line
 (Lines of four with partner in order)

Allemande left in the Alamo style
 Heads with your partner right hand trade
 Ladies walk & dodge, gents walk & dodge
 Gents cloverleaf, step to a wave
 Everybody right hand trade, gents run right
 (Diagonal lines of four with partner in order)

Allemande left in the Alamo style
 Heads with your partner, right hand trade
 Gents walk & dodge, ladies walk & dodge
 Ladies cloverleaf, step to a wave with the gents
 Gents run right
 (Diagonal lines of four with partner in order)

Allemande left in the Alamo style
 Heads walk & dodge, 1/4 right
 Sides right hand hinge
 6 X 2 acey ducey, those who can right hand hinge
 * As couples circulate (same sex)
 Wheel & deal, star thru
 Bend the line (zero lines of four with partner)

*Wheel & deal, pass thru, trade by
 Star thru, bend the line (lines of four with partner)

Heads rollaway a half sashay
 Face your partner, back away
 Join the corner in lines
 Lines forward up & back
 Sides right & left thru
 Heads square thru around the outside 5 hands
 Sides pass thru, face your partner
 Do sa do, pass your partner
 Left allemande

Heads lead right, circle to a line
 Ladies chain across
 Centers pass thru, "U" turn
 Same four flutter wheel, sweep 2 quarters
 The outside people square thru 5 hands
 The others pass thru, face your partner, do sa do
 Pass thru, left allemande

Heads flutter wheel across the floor
 Heads lead right, circle to a line
 Lines pass thru, wheel & deal
 Double pass thru, face the one beside you
 Centers pass thru, partner trade
 Ends square thru 5 hands around the square
 Centers pass thru, partner trade
 Left allemande, etc.

Heads lead right, circle to a line
 Centers pass thru, "U" turn back
 Lines pass thru, wheel & deal
 Ladies square thru 3/4
 or
 Ladies pass thru, partner trade, pass thru
 Star thru, couples circulate
 Bend the line, centers pass thru, "U" turn back
 Lines pass thru, wheel & deal
 Ladies square thru 3/4, star thru
 Couples circulate, bend the line (1P 2P line)
 Left allemande, etc.

Square Dance—continued

Sides right & left thru

Head ladies chain 3/4

Side men courtesy turn 'em, rollaway a half sashay

Lines pass thru, ladies trade

Head men pass thru, turn right

Single file around one

If you can, wheel & deal

If you can't, recycle

Star thru, pass thru, wheel & deal

Centers star thru, back away, four ladies chain across

(Square is at home with partner)

Heads touch 1/4, walk & dodge

Step to an ocean wave with the sides

Heads take a peek & trade

Lines forward, star thru

Double pass thru, first couple left, next right

Flutter wheel (lines of four with partner)

Four ladies chain across

Heads square thru four hands

Step to an ocean wave with the sides

Heads take a peek & trade

Lines pass thru, wheel & deal

Ladies pass thru, step to a wave with the gents

Ladies trade, lines pass thru, wheel & deal

Centers square thru 3/4, left allemande, etc.

Four ladies chain across

Heads forward, touch 1/4, walk & dodge

Step to a wave, heads trade

Lines forward up & back

Ends star thru, centers square thru four

Swing thru, boys trade, boys run, bend the line

Lines forward, star thru, pass thru, left allemande

Presented by Jerry Helt

SPIN CHAIN THE GEARS—Starting formation – Parallel Ocean Waves. Timing – 24 beats

Each end and the adjacent center dancer turn one-half (180°). The new centers of each ocean wave turn three-quarters (270°) to form a new ocean wave across the set, as the other four dancers do a U Turn Back (turning in toward the center). The centers of the wave Trade and then release hands with each other. Four dancers on each side of the square now form a four-hand star and turn the star three-quarters, forming a new wave across the set. Centers of this wave Trade momentarily reforming the wave across the set. The two outside pairs of dancers of the center wave now turn three-quarters (270°) as the other four dancers turn back (turning away from the center).

STYLING: SPIN CHAIN THE GEARS—Dancers turning in ocean wave formations use styling as previously described for the basics swing thru and spin chain thru. For star portions of movement, refer to styling as indicated by the basic star right. When turning into the star or out to the wave, use a flowing turn rather than an abrupt about-face. In star patterns, ladies' outside hands may be used to work skirts.

SPIN CHAIN & EXCHANGE THE GEARS—Starting formation – Ocean Waves (right-hand, for ease of description). Timing – 26 beats

Start as in a normal Spin Chain the Gears—Ends and adjacent centers turn 1/2, new centers turn 3/4, while the ends U-Turn Back, and the very two centers of the wave Trade. All form two left-hand stars (but before turning them, the out-facing point should raise a hand, indicating “follow me”—they will be the “leaders of the exchange”) and turn the stars 3/4. The “leaders of the exchange” will now lead the star out to the right, around the outside of the other star, like an S pattern, then into a momentary column of four, single file through the sides position. The first three dancers in the momentary column....

STYLING: Same as in Spin Chain the Gears.

CHASE RIGHT—Starting formation – Two couples Back-to-Back. Timing – 6 (from zero box).
Timing – 8 (from static square [SS])

Each right-hand dancer does an exaggerated Zoom action, moving into the position previously occupied by the right-hand dancer behind him, to finish facing in the same direction as when he started the Zoom action. (The net result is the same as if the right-hand dancer had done a right face U Turn Back & Box Circulate twice.) The left-hand dancer follows (“Chases”) the right-hand dancer by doing a Box Circulate two positions. The call finishes in a Box Circulate formation.

STYLING: CHASE RIGHT—All dancers have arms in natural dance position. Ladies' skirt work optional. Right-hand dancer uses flowing motion rather than an abrupt turn around. When two couples (e.g., the heads) do chase right in the center of the square, it is important for those doing the zoom motion to keep the action tight and avoid bumping into the outside dancers. At the same time, those not involved in the Chase Right, move, if possible and comfortable, away from the center to allow more space for the action.

ZOOM—Starting formation—starting and completed double pass thru, two-faced lines, single file promenade, columns, box circulate and promenade. From one couple following another, each dancer in the lead couple separates away from his partner and walks around a full circle (360°) to end in the position of the dancer who was directly behind him. Meanwhile, each trailing dancer step directly forward into the vacated position of the lead dancer. Every dancer ends facing in the same direction he started.

Square Dance Calls—continued

From a setup where one dancer is following another, the lead dancer walks away from the center of the square and around in a full circle (360°) to the position of the dancer who was directly behind him. Meanwhile, the trailing dancer steps directly forward into the position vacated by the lead dancer.

STYLING: Lead dancers hold arms in natural dance position. Ladies skirt work optional. Trailing dancers use couple handhold. In zoom it is important that lead dancers initiate the roll out movement with a slight forward motion to allow sufficient room for trailing dancers to step through comfortably. **TIMING:** 4 steps.

SPIN CHAIN & EXCHANGE TO A COLUMN

(Variation by Johnnie Wykoff)

Heads square thru four hands
 Spin chain & exchange to a column - - - -
 Boys run around the girls
 Centers square thru 3/4
 Outsides partner trade
 Swing thru, turn thru, left allemande

Heads square thru four hands
 Spin chain & exchange to a column - - - -
 Coordinate - - -, * couples circulate
 Wheel & deal, pass to the center
 Centers square thru 3/4, left allemande
 * Ferris Wheel, centers square thru 3/4
 Left allemande

Heads forward, touch 1/4, walk & dodge
 Spin chain & exchange to a column - - - -
 Boys run right, trade by
 Pass to the center, centers square thru 3/4
 Left allemande, etc.

Heads lead right, circle to a line
 Lines forward, pass the ocean
 Spin chain & exchange to a column - - - -
 Coordinate - - -, couples circulate
 *Wheel & deal, pass to the center
 Centers square thru 3/4
 Left allemande, etc.
 *Ferris wheel, centers square thru 3/4
 Left allemande, etc.

Square Dance Calls—continued

Sides pass thru, partner trade
 Heads square thru four hands
 Spin chain & exchange the gears -----
 Spin chain & exchange to a column -----
 Boys run right, trade by
 Left allemande, etc. (square has rotated 1/4 right)

Sides lead right circle to a line
 Lines forward, touch 1/4, finish the exchange (head ladies lead)
 Swing thru, boys trade, bend the line
 (zero lines with partner)

Heads square thru four hands
 Do sa do the outside two to an ocean wave
 Boys trade, ladies trade, trade the wave
 Left allemande, etc.

Heads lead right, circle to a line
 Lines forward, touch 1/4 coordinate -----
 Bend the line, pass the ocean, trade the wave
 Left allemande, etc.

Heads square thru four hands
 Swing thru with the outside two
 Boys trade, boys run, bend the line
 Reverse the flutter wheel, boys lead
 Ladies lead, dixie style to an ocean wave
 Left allemande, etc.

Heads square thru four hands
 Swing thru with the outside two
 Boys run right, bend the line
 Reverse the flutter wheel, boys lead
 Ladies lead, dixie style to an ocean wave
 Boys trade, left allemande, etc.

Head gents walk, head ladies dodge
 Ladies extend, gents roll right 1/4
 Diamond circulate, flip the diamond
 Extend, swing thru
 Boys run right, wheel & deal
 Circle four, head gents break
 Line up four

Square Dance Calls—continued

Gents walk, ladies dodge
 Ladies extend, gents roll right
 Diamond circulate, flip the diamond
 Swing thru, turn thru
 Left allemande, etc.

Heads square thru four hands
 Swing thru with the outside two
 Boys run right, bend the line
 Gents walk, ladies dodge
 Ladies extend, gents roll right 1/4
 Diamond circulate, flip the diamond
 Swing thru, gents run right
 Wheel & deal, pass to the center
 Square thru 3/4, left allemande

Head gents walk, head ladies dodge
 Ladies extend, gents roll right 1/4
 Diamond circulate, cut the diamond
 Bend the line (zero)

Heads forward, veer left
 Ladies hinge, diamond circulate
 Flip the diamond, recycle (zero)

Heads forward, swing thru
 Gents run right, ladies hinge
 Diamond circulate, flip the diamond
 Recycle, star thru, pass thru
 Left allemande, etc.

Heads pass thru, partner trade
 Do sa do to an ocean wave
 Swing thru, boys run right
 Half tag, walk & dodge
 (Eqv. heads lead to the right)

Heads pass the ocean, swing thru
 Boys run right, half tag
 Walk & dodge, cloverleaf
 Centers zoom, new centers swing thru
 Turn thru, left allemande

Square Dance Calls—continued

Heads lead right, circle to a line
 Lines forward, pass the ocean
 Swing thru, boys run right
 Half tag, walk & dodge
 Boys fold, star thru
 Couples circulate, wheel & deal
 Swing thru, boys run right
 Half tag, walk & dodge
 Boys fold, star thru
 Couples circulate, wheel & deal
 Star thru, pass thru, partner trade
 (lines of four with partner)

Heads square thru four hands
 Swing thru with the outside two
 Boys trade, boys run right
 Half tag, walk & dodge
 Partner trade, slide thru
 Left allemande, etc.

Heads pass thru, partner trade
 Square thru four hands
 Sides roll away with a half sashay
 Do sa do the outside two
 Swing thru, centers run right
 Half tag, walk & dodge
 "U" turn, lines pass thru
 Wheel & deal, double pass thru
 Centers in, cast off 3/4
 Star thru or slide thru
 Left allemande, etc.

Heads square thru four hands
 Pass the ocean
 Grand swing thru, right hand hinge
 Boys run right, left allemande
 * Pass one, swing the next (your own)
 (The square has rotated to the right 1/4)
 Come back one & swing, all promenade
 (Singing call)

Square Dance Calls—continued

Heads forward, square thru four hands
 Swing thru, spin the top
 Grand swing thru
 Right hand trade, roll to face
 Pass thru, face your partner
 Right & left grand

Heads lead right, do sa do to an ocean wave
 Ladies trade, take a little peek & trade the wave
 Gents circulate, left allemande, etc.

Heads flutter, wheel, sweep 1/4, pass thru
 circle four, head gents break, line up four
 Right & left thru, ladies lead, dixie style to an ocean wave
 Ladies circulate, gents circulate
 or
 (All eight circulate)
 Left allemande, square your set
 (Square has rotated 1/4 right)

Head ladies chain across
 Send the ladies back dixie style to an ocean wave
 Head gents raise your hands, make an arch
 Side ladies chain thru the arch
 Send the ladies back dixie style to an ocean wave
 Everybody slip the clutch, left allemande, etc.

Head ladies chain across
 Sides pass thru, separate around one, line up four
 Lines pass thru, wheel & deal
 double pass thru, face the one beside you
 Pass thru, wheel & deal, left allemande

Heads forward, do sa do to an ocean wave
 Sides forward along the wave, star thru
 Ping pong circulate, recycle in the middle
 Pass thru, swing thru, turn thru
 Left allemande

Heads lead right, circle to a line
 Lines pass thru, wheel & deal
 Centers step to a wave, ping pong circulate
 Center gents extend & hinge 1/4
 Center ladies extend & hinge 1/4

Square Dance Calls—continued

Ladies take a peek & trade

Lines pass thru, wheel and Deal

Centers step to a wave, ping pong circulate

Centers extend & right hand hinge

Ladies take a peek & trade

(Normal lines of four with partner)

Heads square thru four hands

Pass to the center

Centers step to a wave

Center gent extend & right hand hinge 1/4

Center ladies trade & extend

Right hand hinge with the gents

Ladies take a peek & trade

(Lines of four with partner)

Heads square thru four hands

Pass to the center

Centers step to a wave

Center ladies trade or centers extend

Everybody right hand hinge 1/4

Ladies take a peek & trade

(Lines of four with partner)

Heads pass thru, partner trade

Heads pass the ocean

Ping pong circulate - - - -

Center ladies trade & extend & right hand hinge 1/4

Center gents extend & right hand hinge 1/4

Ladies take a peek & trade

(Lines of four with partner)

Head ladies chain across

Sides flutter wheel & sweep 1/4, pass thru

(Sides square thru four hands)

Touch 1/4, ladies take a peek & trade

(Lines of four with partner)

Square Dance Calls—continued

ZOOMS

Heads forward, star thru, double pass thru
 The leaders zoom, first couple go left, next one right
 Lines pass thru, wheel & deal, centers zoom
 New centers square thru 3/4, left allemande

Heads lead right, circle to a line
 Lines forward up & back to place
 Couples #1 & #2 partner trade or California twirl
 Leaders zoom, new leaders zoom
 Bend the line, left allemande

Everybody promenade, don't slow down
 Heads zoom, sides zoom
 Promenade home

Heads square thru four hands
 Swing thru with the outside two
 Boys run right, boys zoom
 Couples circulate one position
 Wheel & deal, star thru
 Pass thru, wheel & deal
 Centers zoom
 New centers square thru 3/4
 Left allemande, square your set
 (Square has rotated 1/4 right)

Heads square thru four hands
 Do sa do the outside two to an ocean wave
 Swing thru, ladies zoom
 Boys run right, couples circulate
 Wheel & deal, star thru
 Pass thru, wheel & deal
 Centers square thru 3/4
 Left allemande

Heads pass thru, partner trade
 Sides forward, star thru, pass thru
 Do sa do to an ocean wave
 End boys zoom
 Swing thru, end ladies zoom

Square Dance Calls—continued

Boys run right, couples circulate, bend the line
 Lines pass thru, wheel & deal
 Centers square thru 3/4 left allemande, square your set
 (Square has rotated 1/4 right)

Heads flutter wheel, star thru, pass thru
 Do sa do the outside two to an ocean wave
 Gents zoom, boys run right
 Wheel & deal, star thru
 (Lines of four with partner)

CHASE RIGHT & LEFT

Heads pass thru, chase right
 Box circulate, walk & dodge
 Chase right, boy run around the girl (zero)

Heads pass thru, chase right
 Walk & dodge, gents lead, chase right
 Walk & dodge, partner trade (zero)

Heads roll away a half sashay
 Heads pass thru, to the left chase
 Left hand trade, ladies run around the man (zero)

Heads roll away a half sashay
 All circle eight left as you are
 When the gents get to head position
 Four gents pass thru, chase right
 Gents walk & dodge, chase right
 Gents walk & dodge, separate around one
 Gents pass thru, star thru
 Couples circulate, bend the line
 (Lines of four with partner)

Allemande left in the Alamo style
 Heads walk & dodge, heads chase right
 Heads walk & dodge, gents run right
 Reverse the flutter wheel (zero)

Heads square thru four hands
 All pass thru, chase right
 Boys run around the lady (zero)

Square Dance Calls—continued

Heads square thru four hands

Touch 1/4, walk & dodge

Chase right, boys run right

Pass the ocean, boys trade

(Zero ocean wave)

(Singing call)

Boys run right & all promenade

All four ladies chain across

Heads pass the ocean, explode the wave & cloverleaf

Sides star thru, pass thru, partner trade

(Square has rotated 1/4 right)

All four ladies chain across

Heads star thru, pass thru, pass to the center

Centers star thru, pass thru, partner trade

(Square has rotated 1/4 right)

Heads forward, touch 1/4, walk & dodge

Pass to the center, touch 1/4

Walk & dodge, partner trade

(Square has rotated 1/4 right)

Heads forward, circle four left 3/4, with your girl, California twirl

Pass to the center, centers circle four left 3/4

(Square has rotated 1/4 right)

All four ladies chain across

Heads lead right, circle to a line

Lines pass thru, wheel & deal

Double pass thru, lead couples cloverleaf

The others partner trade

(Square has rotated 1/4 right)

All four ladies chain across

Heads forward, star thru, all double pass thru

Everybody partner trade, centers star thru, back away

(Square has rotated 1/4 right)

Square Dance Calls—continued

CONVERT 1-P 2-P LINES TO BOX 1-4 & VICE VERSA

(Presented by Jerry Helt)

1-P 2-P lines

Pass thru, wheel & deal
Centers pass thru, pass to the center
In the center, swing thru, turn thru
(Box 1-4)

Box 1-4

Circle four left 3/4
Everybody pass thru, "U" turn back
Center four flutter wheel
Everybody star thru & "U" turn back
The inside couples split the outside couples
Around one to lines of four
(1-P 2-P lines)

1-P 2-P lines

Ends fold, all the gents "U" turn back
Single file circulate, center gents run right
Centers square thru 3/4
Outside gents U" turn back

Box 1-4

Veer to the left, couples trade
Ferris wheel - - - -
Centers veer left, center gents trade
Center couples to the right veer
Everybody to the right veer
Heads partner trade or California twirl

1-P 2-P lines

Sides partner trade or California twirl
Ferris wheel - - - -
Centers flutter wheel & pass thru

Box 1-4

Centers "U" turn back
Centers to the right veer
Center ladies trade
Centers veer left
Swing thru, boys run right
Partner trade
1-P 2-P lines

Square Dance Calls—continued

1-P 2-P lines

Head ladies, diagonally chain
 With the couple across, circle left 3/4, back away
 (Box 1-4 in head position)

Box 1-4

Star thru
 In lines, end ladies chain
 Everybody star thru
 Circle left 3/4, back away
 (1-P 2-P lines in head position)

1-P 2-P lines

Touch 1/4, single file circulate one place
 Boys run right
 (A box facing corner)

Box 1-4

Spin chain thru, ladies circulate two places
 Boys run right, bend the line
 (Lines of four with partner)

1-P 2-P lines

Lines pass thru, wheel & deal
 Centers flutter wheel, pass thru
 (A box facing corner)

Box 1-4

Centers "U" turn back, star thru
 Same couples wheel to the left
 To a two faced line with the sides
 Bend the line
 (Lines of four with partner)

1-P 2-P lines

Pass thru, wheel & deal
 Centers star thru
 Take this lady, lead to the right
 (A box facing corner)

Box 1-4

Do sa do to an ocean wave
 Ladies "U" turn back & circulate one place
 Everybody castoff 3/4
 (Lines of four with partner)

Square Dance Calls—continued

Heads lead to the right, circle to a line
 Lines pass thru, ladies trade, right hand hinge 1/4, recycle
 Star thru, lines pass thru
 Ladies trade, right hand hinge 1/4, recycle, star thru
 (Lines of four with partner)

Heads lead right, circle to a line
 Lines pass thru, ladies trade, right hand hinge 1/4
 Do a linear cycle, lines pass thru
 Ladies trade, right hand hinge 1/4
 Do a linear cycle
 (Lines of four with partner)

Heads lead right, circle to a line
 Lines pass thru, ladies trade, right hand hinge 1/4
 Linear cycle, lines forward, touch 1/4
 Coordinate, bend the line
 Star thru, pass thru, left allemande

Four ladies chain across the set
 Heads lead right, circle to a line
 Lines pass thru, tag the line, face in
 Lines pass thru, gents trade, right hand hinge 1/4
 Gents run right, couples circulate
 Bend the line, pass thru, tag the line, face in
 Lines pass thru, gents trade, right hand hinge 1/4
 Gents run right, bend the line
 (Lines of four with partner)

Heads star thru, pass thru, split the outside around one, line up four
 Lines pass thru, gents trade, right hand hinge 1/4
 Gents run right, wheel & deal, left allemande, etc.
 (Square has rotated 1/4 right)

Heads lead right, pass to the center
 Centers swing thru, boys run right, bend the line
 (Square has rotated 1/4 right)

Square Dance Calls—continued

RECTANGULAR COLUMNS

Four ladies chain across
 Heads flutter wheel, sweep 1/4, veer left
 Sides face, touch 1/4
 In your rectangular column, single file circulate
 In your rectangular column, walk & dodge
 *Gents bend the line, ladies cloverleaf
 Gents pass thru, step to an ocean wave
 Boys run right, lines forward, star thru
 Pass thru, left allemande, etc.

*Gents bend the line, pass thru & cloverleaf
 With the ladies star thru, couples circulate
 Bend the line, star thru, pass thru
 Left allemande, etc.

Heads star thru, pass thru, circle to a line
 Lines pass thru, wheel & deal
 Centers veer left, the others face, touch 1/4
 In your rectangular column, single file circulate
 In your rectangular column, walk & dodge
 Boys bend the line, ladies cloverleaf
 Boys pass thru, step to a wave
 Boys run right
 (Line of four with partner)

Olentangy Contra

by Jerry Helt

Duple cross over
 1, 3, 5, 7, etc., & active

MeasPattern

8	Actives double balance your own
8	Actives swing your own
8	Active lead right, lady hook with inactive man (weathervane)
8	Actives cross to inactive lady and hook (weathervane)
8	Actives out the ol' side door
8	Wheel turn come back once more
8	Actives face below pick up inactives, line of four down you go
8	Turn alone, lines come back up you know